



Sept. 27 • 1:36 p.m. • Bloomington, Ind.
Memorial Stadium (52,929)
Surface: FieldTurf
Live Stats: umterps.com

Television (BTN)

Matt Devlin Play-by-Play
 Jim Miller Color Analyst
 Jeremiah Johnson Sideline

Radio

Maryland Sports Radio Network

Baltimore flagship 105.7 WJZ-FM; Washington, D.C.,
 flagship ESPN 980 AM

Johnny Holliday Play-by-Play
 Tim Strachan Color Analyst
 Scott McBrien Sideline

Satellite Radio

134 (Sirius), 206 (XM)



Looking Ahead

Ohio State Buckeyes

Date Saturday, Oct. 4, 2014
 Location College Park, Md.
 Stadium Capital One Field at Byrd Stadium (51,802)
 Kickoff Noon
 Series First Meeting
 TV ABC

Coaching Staff

Randy Edsall Head Coach
 Mike Locksley (pb) Offensive Coord./Quarterbacks
 Brian Stewart (f) Defensive Coord./Defensive Backs
 Andre Powell (f) Special Teams Coord./Running Backs
 Lyndon Johnson (f) Asst. Head Coach/Outside Linebackers
 Keith Dudzinski (pb) Inside Linebackers
 John Dunn (pb) Tight Ends/Recruiting Coordinator
 Keenan McCardell (f) Wide Receivers
 Greg Studrawa (f) Offensive Line
 Chad Wilt (f) Defensive Line

Graduate Assistants: Colin Bauer, Cody Catalina, Travis Manger and A.J. Reisig

Key: Press Box (pb); Field (f)

MARYLAND TERRAPINS



3-1, 0-0 Big Ten
Head Coach: Randy Edsall
Streak: Won 1

INDIANA HOOSIERS



2-1, 0-0 Big Ten
Head Coach: Kevin Wilson
Streak: Won 1

WHAT'S INSIDE: Series Notes • Page 3 • Depth Chart • Page 8 • 2014 Statistics • Page 27

OPENING DRIVE

By The Numbers

- 1** Maryland travels to Bloomington Saturday for its first-ever Big Ten Conference contest as the Terps take on the Indiana Hoosiers from Memorial Stadium with kickoff set for 1:36 p.m. It is the third all-time meeting between the two programs, but first since 1935.
- 2** Along with North Texas and Rutgers, Maryland leads the nation in blocked punts with two. Defensive back **Anthony Nixon** came up with the Terps' second blocked punt against the Orange Saturday. It is the most blocked punts by a Maryland unit since 2010 when the squad totaled four.
- 4** Its 34-20 victory over Syracuse Saturday marked Maryland's fourth consecutive road win dating back to last season. It is Maryland's longest road winning streak since the Terps won four straight during the 2002 season.
- 10** With an interception Saturday, Maryland increased its season takeaway total to 10. The Terps rank second in the Big Ten behind Minnesota (13) and are tied for 11th in the FBS. Maryland is generating 2.5 turnovers per game and is on pace to total 30, which would be the most since the 2001 team finished with 34.
- 45** With a win, Maryland will improve its all-time record in conference openers to 45-46-3. Maryland has won five of its last six conference openers and is 2-1 under head coach **Randy Edsall**.
- 80** It has been 80 years since Maryland last played a game in the state of Indiana. The Terps met the Hoosiers in 1934 in a matchup that was won by IU, 17-14.
- 90** Running back **Brandon Ross'** 90-yard touchdown reception Saturday in Syracuse was the longest TD reception under head coach **Randy Edsall** and was the longest scoring reception for a Maryland player since Darrius Heyward-Bey took a Sam Hollenbach pass 96 yards for a touchdown against Miami on Nov. 11, 2006.

umterps.com
MarylandPride.com



/marylandterrapins
 /MarylandFootball



@umterps
 @MarylandPride
 @RandyEdsall



/marylandathletics
 /MarylandPrideFB



/marylandterrapins
 /marylandpride

Maryland Schedule

Date	Opponent	Result/Time	TV	Series
Aug. 30	James Madison	W, 52-7	BTN	Maryland leads 3-0
Sept. 6	@ USF	W, 24-17	CBSSN	Maryland leads 1-0
Sept. 13	West Virginia	L, 37-40	BTN	West Virginia leads 27-22-2
Sept. 20	@ Syracuse	W, 34-20	ACCN	Syracuse leads 19-15-2
Sept. 27	@ Indiana*	1:30 p.m.	BTN	Indiana leads 2-0
Oct. 4	No. 22 Ohio State*	Noon	ABC	First all-time meeting
Oct. 18	Iowa*	Noon	ESPN/ABC or BTN	First all-time meeting
Oct. 25	@ No. 19 Wisconsin*	Noon	ESPN/ABC or BTN	First all-time meeting
Nov. 1	@ Penn State*	TBA	TBA	Penn State leads 35-1-1
Nov. 15	No. 9 Michigan State*	8 p.m.	BTN	Michigan State leads 4-1
Nov. 22	@ Michigan*	TBA	TBA	Michigan leads 3-0
Nov. 29	Rutgers*	TBA	TBA	Maryland leads 5-4

Rankings courtesy of the AP

GAME 5: MARYLAND at INDIANA

MONDAY	TUESDAY	WEDNESDAY	THURSDAY	FRIDAY	SATURDAY	SUNDAY
OFF	Randy Edsall Press Conference - 12:30 p.m. (Press Box) Player Availability - 1 p.m. (Press Box) Randy Edsall Big Ten Coaches Teleconference - 1:12 p.m. (Contact Matt Taylor for call-in information.) Practice (Closed to Media)	Mike Locksley Availability - 11:45 a.m. (Press Box) Brian Stewart Availability - Noon (Press Box) Player Availability - 12:15 p.m. (Press Box) Practice (Closed to Media)	Randy Edsall Radio Show - 7 p.m. (Buffalo Wild Wings College Park) Practice (Closed to Media)	Walk-Thru (Closed to Media)	Game 5 Maryland at Indiana - 1:30 p.m. (BTN)	Randy Edsall Teleconference - 4 p.m. (Contact Matt Taylor for phone number and access code.) Practice (Closed to Media)

Maryland Media Relations

Matt Taylor (Primary)

Assistant AD/Football Communications

Emailtaylormd@umd.edu
 Phone301-314-7065 (O)
703-405-9274 (C)

Matt Bertram (Secondary)

Assistant Director, Athletics Media Relations

Emailmbertram@umd.edu
 Phone301-314-8093 (O)
347-266-3480 (C)

Zack Bolno

Sr. Associate AD/Strategic Communications & Media Relations

Emailzbolno@umd.edu
 Phone.....301-314-1482 (O)

Important Telephone Numbers

Media Relations Office.....301-314-7064
 Capital One Field at Byrd Stad. Press Box.....301-405-7810
 Football Office301-314-7095
 Media Relations Fax.....301-314-9094

Interviews

Media interviews with all Maryland players and coaches must be arranged through the Maryland Media Relations Department. Contact **Matt Taylor**, assistant athletics director/football communications, at taylormd@umd.edu or at 301-314-7065 to arrange interviews with head coach Randy Edsall and Maryland players. Members of the media may also contact **Matt Bertram**, assistant director of media relations, at mbertram@umd.edu or at 301-314-8093 to arrange player interviews.

MEDIA GUIDELINES

Season Practice Policy

Practices, which are normally scheduled for Sunday, Tuesday, Wednesday and Thursday, are closed to the media and public. Friday walk-throughs (home and away) are also closed. Contact Matt Taylor for photo and B-roll requests.

Postgame Media Availability

At home, coach Edsall will address the media in Glazer Auditorium of the Gossett Football Team House. Players will follow Edsall. On the road, Edsall and players will address the media at a designated location. The locker room is closed and interviews are not permitted on the field at the conclusion of any game.

2014 Big Ten Football Coaches Teleconference (Eastern Time)

Pat Fitzgerald, Northwestern	Noon
Brady Hoke, Michigan	12:08 p.m.
Gary Andersen, Wisconsin	12:16 p.m.
Bo Pelini, Nebraska	12:24 p.m.
Mark Dantonio, Michigan State	12:32 p.m.
Kirk Ferentz, Iowa	12:40 p.m.
Jerry Kill, Minnesota	12:48 p.m.
Kyle Flood, Rutgers	12:56 p.m.
Tim Beckman, Illinois	1:04 p.m.
Randy Edsall, Maryland	1:12 p.m.
Darrell Hazell, Purdue	1:20 p.m.
James Franklin, Penn State	1:28 p.m.
Urban Meyer, Ohio State	1:36 p.m.
Kevin Wilson, Indiana	1:44 p.m.

Parking for Media Availability

Parking will be available on the concourse of Capital One Field at Byrd Stadium. Enter at Gate E, which is located on the North side of Byrd Stadium on Stadium Drive. Turn left and park against the brick walls. The press box in Tyser Tower may be accessed by utilizing elevator 1 on the concourse. The press box is located on the fifth floor.

Credentials

Single-game credential requests should be submitted to Matt Taylor (taylormd@umd.edu) at least one week prior to the home date. Requests should be submitted at <http://www.sportssystem.com/clients/maryland>. For outlets requesting overnight delivery of credentials, please supply the Maryland Media Relations Department with a FedEx account number.

Social Media

Twitter fan feeds for the athletic department (@umterps), the football program (@MarylandPride) and head coach Randy Edsall (@RandyEdsall) are available. Our Facebook home is located at <http://www.facebook.com/marylandterrapinsofficialpage> along with the football program at <http://www.facebook.com/MarylandPride>. On Instagram, you can follow Maryland athletics (/marylandterrapins) and the football program (/MarylandPride) with content also available on YouTube for the athletics department (/marylandathletics) and the football team (/MarylandPrideFB).

collegepressbox.com

Collegepressbox.com is the official media website for NCAA FBS football. Access and download weekly game notes, quotes, statistics, media guides, headshots, logos and more for each conference and its member schools. Login information will be distributed to accredited media or you can apply for a password by sending an e-mail to: password@collegepressbox.com.

INDIANA AT A GLANCE



2014 SCHEDULE

Aug. 30	Indiana State	W, 28-10
Sept. 13	@ Bowling Green	L, 42-45
Sept. 20	@ Missouri	W, 31-27
Sept. 27	Maryland	1:30 p.m.
Oct. 4	North Texas	2:30 p.m.
Oct. 11	@ Iowa	Noon
Oct. 18	Michigan State	3:30 p.m.
Nov. 1	@ Michigan	3:30 p.m.
Nov. 8	Penn State	TBA
Nov. 15	@ Rutgers	TBA
Nov. 22	@ Ohio State	TBA
Nov. 29	Purdue	TBA

2014 STATISTICAL LEADERS

Rushing	No.	Yds.	Avg.	Lg.	TD
Tevin Coleman	66	569	8.6	73	6

Passing	C-A-I	Pct.	Yds.	Lg.	TD
Nate Sudfeld	60-92-1	65.2	710	47	2

Receiving	No.	Yds.	Avg.	Lg.	TD
Shane Wynn	18	207	11.5	32	0
J-Shun Harris II	11	123	11.2	33	2

Defense	U-A	Total	Sacks	TFL
Cameron Lynch	11-11	22	0.0	0.0
Darius Kelly	8-12	20	0.0	0.5



RECORD: 2-1, 0-0

Home: 1-0; Away: 1-1
Neutral: 0-0

- Indiana sports a 2-1 mark after a 31-27 road upset of then-No. 18 Missouri. It was the Hoosiers first win over a top 20 team since defeating No. 15 Iowa on Oct. 14, 2006 and first on the road since downing No. 9 Ohio State in 1987.
- Quarterback Nate Sudfeld drives the Indiana offense. The solid junior has thrown for 710 yards and two touchdowns so far this season and is completing 65.2 percent of his passes
- Tevin Coleman is the star on the ground for the Hoosiers, averaging 8.6 yards per carry over the first three games en route to 569 yards and six TDs. An honorable mention All-Big Ten honoree last season, the junior rushed for 132 yards against Missouri.
- Head coach Kevin Wilson is in his fourth year at the helm in Bloomington. Wilson has improved his win total in each of his first three seasons and his offenses have set 22 school records. He spent time at Oklahoma from 2002-2010 and served as offensive coordinator, offensive line coach and tight ends and fullback coach during his tenure. He was twice a finalist for the Frank Broyles Award, given to the nation's top assistant coach, and won the award in 2008.

SERIES HISTORY:

Maryland vs. Indiana

Indiana leads 2-0

Home: 0-0 / Away: 0-1

Neutral: 0-1

First Meeting: Nov. 17, 1934 / Away / L, 17-14

Last Meeting: Nov. 9, 1935 / Neutral / L, 13-7

Most points scored vs. Indiana:

Overall & Away: 14 (17-14 loss on Nov. 17, 1934)

Most points given up vs. Indiana:

Overall & Away: 17 (17-14 loss on Nov. 17, 1934)

Number of Shutouts:

Maryland: 0, Indiana: 0

Largest Margin of Victory:

N/A

Largest Margin of Defeat:

(6) 7-13 on Nov. 9, 1935

Year	Site	Final
1934	Bloomington	L 14-17
1935	Baltimore, Md	L 7-13

MARYLAND-INDIANA CONNECTIONS

- Maryland special teams coordinator and running backs coach **Andre Powell** played fullback in Bloomington from 1986-1987 and served as a student assistant and graduate assistant from 1988-89.
- Maryland redshirt freshman **Elvis Dennah** and Indiana redshirt junior tight end Chandler Watson both attended Annapolis Area Christian School. Watson is from Severna Park, Md.
- Indiana has one player that hails from the state of Maryland (Watson). Maryland has no players from Indiana.

TALE OF THE TAPE

UMD	CATEGORY	IU
36.8	Scoring Offense	33.7
21.0	Scoring Defense	27.3
163.2	Rushing Offense	310.3
237.8	Passing Offense	236.7
401.0	Total Offense	547.0
199.2	Rushing Defense	126.0
261.2	Passing Defense	287.0
460.5	Total Defense	413.0

LEADERS COMPARISON

CATEGORY	MD	IU
Touchdowns	C. Brown (10)	Coleman (6)
Passing Yards	C. Brown (833)	Sudfeld (710)
Passing Eff.	Rowe (167.9)	Sudfeld (135.04)
Rushing Yards	C. Brown (244)	Coleman (569)
Receiving Yards	Diggs (286)	Wynn (207)
Receptions	Diggs (23)	Wynn (18)
Tackles	Davis (38)	Simmons (22)
Sacks	Monroe (3.0)	Richardson (3.0)
Interceptions	Likely (2)	Murphy/Mangieri (1)
Punting Avg.	Renfro (43.5)	Toth (38.3)
Punt Return Avg.	Likely (27.5)	Harris II (9.0)
Kickoff Return Avg.	Diggs (29.4)	Wynn (25.0)
Kicking	Craddock (100.0)	Del Grosso (25.0)



ON THE OFFENSE

Preseason Honors

Sal Conaboy, OL

Allstate AFCA Good Works Team Nominee
Rimington Trophy Watch List

Brad Craddock, K

Lou Groza Award Watch List
Second Team All-Big Ten Athlon
Second Team All-Big Ten Phil Steele

Yannik Cudjoe-Virgil, LB

Butkus Award Watch List

Stefon Diggs, WR

Biletnikoff Award Watch List
Maxwell Award Watch List
Paul Hornung Award Watch List
Walter Camp Award Watch List
Second Team All-American Specialist Athlon
Third Team All-American Offense Phil Steele
Second Team All-America Specialist Sports Illustrated
First Team All-Big Ten Offense Athlon
First Team All-Big Ten Offense Phil Steele
First Team All-Big Ten Offense Sporting News

Cole Farrand, LB

Lott IMPACT Trophy Watch List
Third Team All-Big Ten Athlon
Third Team All-Big Ten Phil Steele

William Likely, DB

First Team All-Big Ten Specialist Athlon
Third Team All-Big Ten Specialist Phil Steele
Fourth Team All-Big Ten Defense Phil Steele

Andre Monroe, DL

Third Team All-Big Ten Athlon
Third Team All-Big Ten Phil Steele

Matt Robinson, LB

Fourth Team All-Big Ten Phil Steele

By The Numbers

- 1** Wide receiver **Jacquille Veii** scored his first career rushing touchdown Saturday against the Orange, a four-yard scamper around the left side. Tight end **P.J. Gallo** recorded his first career reception.
- 3** Wide receiver **Marcus Leak** hauled in his third touchdown reception of the season Saturday in Syracuse. That total leads the team and is tied for third in the Big Ten. Leak has six career touchdown receptions. The total is one shy of moving into a tie for 23rd all-time.
- 6** Six of Maryland's 22 offensive possessions (27.3%) that have resulted in points have lasted less than one minute. That is up from a 15.8 percent (9 of 57) last season.
- 22** Consecutive games with a reception for wide receiver **Stefon Diggs**. He has caught a pass in every career game. Maryland's record for consecutive games with a reception is held by Geroy Simon (1993-96) with 36. Diggs would move into a tie for fifth all-time with John Tice (1978-1982) by tallying a reception at Indiana.
- 47** With two passing TDs Saturday, quarterback **C.J. Brown** has now been responsible for 47 career touchdowns. His total is tied for second in school history with Scott McBrien (2002-03) and is within six of Scott Milanovich for the school record (53). Among active FBS players, Brown's total ranks 18th.
- 90** Running back **Brandon Ross'** 90-yard touchdown reception is the sixth-longest catch in the nation this season and the longest by a running back. In school history, it is the longest reception for a running back since 1949 when Ed Bolton took a pass 92 yards for a score against South Carolina.
- 269.2** Through four games, quarterback **C.J. Brown** is averaging 269.2 yards of total offense per game. That mark ranks fifth in the conference and is the 43rd-highest total nationally. Brown is on pace to total 3,230 yards of total offense this season, which would rank third all-time in program history.
- 3,312** With 504 all-purpose yards through Maryland's first four games, **Stefon Diggs** has increased his career total to 3,312. Diggs is only the 11th player in school history to reach 3,000 career all-purpose yards. He currently ranks 10th in school history and his total is the 22nd highest nationally among active FBS players.

20 or More

- Maryland has scored 20 or more points in eight consecutive games dating back to the 2013 season.
- It is the longest streak since Maryland scored over 20 in eight straight games during the 2002 season (Sept. 21 - Nov. 16).
- During this stretch, Maryland is averaging 32.6 points per game.

Going Deep

- Wide receiver **Stefon Diggs** has 10 career touchdown passes, the latest a career-long 77 yarder against WVU (9/13).
- Of Diggs' 10 career touchdown receptions, five have been catches of 40 or more yards.

Outside Threat

- Wide receiver **Marcus Leak** is second on the team averaging 50.5 receiving yards per game.
- Leak has been a consistent downfield target averaging 18.4 yards per reception, which is tied for 31st amongst FBS receivers with 10 or more catches.

O-Line Experience

- Led by center **Sal Conaboy** (26), Maryland's starting offensive line has combined for 75 career starts. **Ryan Doyle** and **Michael Dunn** are second on the unit with 17 starts each.





Breakin' Down Brown

Quarterback **C.J. Brown** passed for two touchdowns Saturday at Syracuse including a career-long 90-yard touchdown pass to running back **Brandon Ross**. It is the sixth-longest completion in the FBS this season. Brown finished with 280 yards through the air, one yard shy of his career high. Brown is averaging 13.2 yards per completion this season, which ranks 37th nationally.

- Brown has eight career 100-yard rushing performances. It is the most all-time for a Terrapin quarterback and is tied with former Maryland running back Da'Rel Scott (2007-2010) for the fourth-highest total in program history. In addition, Brown's total is tied for fourth nationally among active FBS quarterbacks.
- With 280 yards through the air against the Orange, Brown increased his career passing total to 3,917 yards. He is 83 yards shy of joining only eight other active FBS players with 4,000 career passing yards and 1,000 career rushing yards.
- On Saturday, Brown accounted for 305 yards of total offense increasing his career total to 5,323 yards. He ranks seventh on Maryland's all-time list and 16th nationally among active players.
- Brown is the only player in school history to pass for and rush for 20 or more touchdowns. Brown has 26 career passing touchdowns, which is tied for seventh in program history, and 21 career rushing touchdowns.

In Maryland History...

Rushing

100-Yard Rushing Games - Career

1. LaMont Jordan, 1997-2000	18
2. Charlie Wysocki, 1978-81	17
3. Steve Atkins, 1975-78	15
4. C.J. Brown, 2011-	8
Da'Rel Scott, 2007-10	8

Rushing Yards (QB) - Game

1. C.J. Brown vs. Clemson, 10/15/11	162
2. C.J. Brown vs. West Virginia, 9/13/14	161
3. Dennis O'Hara vs. Wake Forest, 10/4/69	139
4. C.J. Brown vs. NC State, 11/30/13	138
5. Jack Scarbath vs. Georgetown, 10/14/50	132

Total Offense

TDs Responsible For - Career

1. Scott Milanovich, 1992-95	53
2. C.J. Brown, 2011-	47
Scott McBrien, 2002-03	47
4. Rick Badanjek, 1982-85	44
Boomer Esiason, 1981-83	44
5. LaMont Jordan, 1997-2000	38

Total Offensive Yards - Career

1. Scott Milanovich, 1992-95	7,111
2. Chris Turner, 2007-09	6,385
3. Boomer Esiason, 1981-83	6,081
4. Scott McBrien, 2002-03	5,712
5. C.J. Brown, 2011-	5,323

TDs Responsible For - Season

1. Scott Milanovich (So.), 1993	29
2. C.J. Brown (Sr.), 2013	25
Scott McBrien (Sr.), 2003	25
4. Danny O'Brien (Fr.), 2010	24
5. Scott McBrien (Jr.), 2002	22
John Kaleo (Sr.), 1992	22

Total Offensive Yards - Season

1. John Kaleo (Sr.), 1992	3,472
2. Scott Milanovich (So.), 1993	3,437
3. Scott McBrien (Sr.), 2003	2,931
4. C.J. Brown (Sr.), 2013	2,818
5. Scott McBrien (Jr.), 2002	2,781

On The Offense

ALL-PURPOSE DIGGS

Wide receiver **Stefon Diggs** leads the team in receptions (23) and receiving yards (286) through the first four contests. On Saturday, Diggs totaled 107 all-purpose yards with 39 kick return yards and 56 yards receiving. Diggs ranks second among active FBS career leaders in all-purpose yards per game averaging 150.55 yards per game.

- Diggs has six career 100-yard receiving games, which is tied for fifth in school history.
- His 3,312 career all-purpose yards is the 22nd-highest active total nationally.
- He is tied for seventh in Maryland history with 1,721 career receiving yards.
- Diggs is averaging 5.8 receptions per game and 71.5 receiving yards per game, which ranks sixth and seventh in the Big Ten, respectively.

Active NCAA Leaders in All-Purpose Yards Per Game

No.	Name, Yr., Pos. (School)	All-Purpose Yds Per Game
1.	Duke Johnson, Jr., RB (Miami)	163.83
2.	Stefon Diggs, Jr., WR (Maryland)	150.55
3.	Marcus Cox, So., RB (Appalachian St.)	140.53
4.	Todd Gurley, Jr., RB (Georgia)	136.15
5.	Khalfani Mohammad, So., RB (California)	132.93

BROWN CARRIES THE LOAD

Running back **Wes Brown** leads all running backs with 148 yards rushing through four games this season with a long run of 33 yards, which came against JMU (8/30).

- Brown is averaging 5.3 yards per carry in 2014.
- He is also averaging a team-best 49.3 yards per game among the running backs.

LEAK AN END ZONE THREAT

Wide receiver **Marcus Leak** has totaled a team-high three receiving touchdowns including his first career multi-touchdown performance against USF (9/7).

- Leak is averaging a team-high 18.4 yards per reception amongst the receiving corps.
- Leak's six career touchdown receptions are one shy of 23rd on Maryland's all-time list.
- Leak has registered at least two receptions in his last six games.

ROSS ON THE CAREER RUSHING LIST

Running back **Brandon Ross** eclipsed the 1,200-yard rushing plateau against James Madison (8/30) with an 86-yard performance against the Dukes along with scoring his sixth career rushing touchdown. Ross now has 1,283 rushing yards in three years at Maryland, which is 25th all-time.

- He ranks second on the team with four 100-yard career rushing performances.
- Had his first career TD reception Saturday, a 90-yard catch-and-run.

ON THE DEFENSE/SPECIAL TEAMS

GET TO THE QUARTERBACK

Senior **Andre Monroe** anchors one end of the d-line and is Maryland's active leader in sacks. The product from Upper Marlboro, Md., has 17.5 career sacks after totaling a team-best 9.5 last season, which tied for 21st nationally.

- Monroe's 17.5 sacks is tied for 10th in school history.
- With 9.5 sacks in 2013, Monroe posted the best single-season sack total in school history since Kris Jenkins posted 10.0 sacks in 2000.
- His 28.5 career tackles for loss ranks 11th in school history.

Total Sacks Per Game - NCAA FBS Active Players

No.	Name, Yr., Pos. (School)	Sacks Per Game
1.	Randy Gregory, Jr., DL (Nebraska)	0.78
2.	Andre Monroe, Sr., DL (Maryland)	0.67
3.	Vic Beasley, Sr., DL (Clemson)	0.66
4.	Cory James, So., LB (Colorado St.)	0.59
5.	Shane Ray, Jr., DL (Missouri)	0.58

IN THE BACKFIELD

Sophomore linebacker **Yannick Ngakoue** has accumulated 10.5 TFL in 17 career games. Of his 15 total tackles this season, six have been for a loss.

- Ngakoue's six tackles for loss is tied for the second-highest total in the Big Ten.
- Ngakoue is averaging 1.50 tackles for loss per game, which is tied for third in the conference.

IT'S GOOD

Junior kicker **Brad Craddock**, a member of the Lou Groza Award watch list, connected on two field goals Saturday. Craddock now has 38 career field goals and has scored 192 career points.

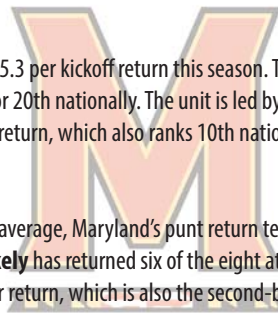
- Craddock's 38 career field goals ranks fifth in school history.
- His 192 career points is tied for eighth all-time at Maryland.
- Craddock is averaging 9.8 points per game, which is tied for third in the conference amongst kickers.
- Craddock is one of 20 kickers nationally who are perfect on the season (7 of 7).
- The junior has converted 13 straight field goal attempts. That is the longest streak since Dan Ennis made 13 straight during the 2006 season.

Highest Field Goal Pct. - Maryland Career

No.	Name (Years)	Pct.
1.	Brad Craddock (2012-)	.792 (38 of 48)
2.	Joe O'Donnell (1994-96)	.778 (28 of 36)
3.	Nick Novak (2001-04)	.748 (80 of 107)
4.	Dan Plocki (1985-88)	.746 (47 of 63)
5.	Dan DeArmas (1988-1991)	.744 (32 of 43)

By The Numbers

- 2** With one sack against the Orange, defensive lineman **Andre Monroe** increased his career total to 17.5. Monroe ranks second among active FBS players averaging 0.67 sacks per game.
- 2** Defensive back **Anthony Nixon** tallied his first career punt block Saturday and the second blocked punt for the Terps this season. Maryland's two blocked punts are tied for the most nationally and are the most for a Terrapin team since 2010 (4).
- 3** Maryland has three blocked kicks on the season (two punts, one field goal). The total is tied for second nationally behind Rutgers (4).
- 4** The number of different defensive starting lineups Maryland has utilized this season. The Terrapin defense has been without at least one regular starter at linebacker since the start of the year.
- 10** The Terrapin defense has 10 takeaways, which is second in the Big Ten behind Minnesota's 13 and tied for 11th nationally. The Terps have five interceptions and five fumble recoveries, both of which rank second in the conference.
- 25.3** Maryland is averaging 25.3 per kickoff return this season. The Terps' average ranks second in the conference and is tied for 20th nationally. The unit is led by **Stefon Diggs**, who is averaging a Big Ten-best 29.4 yards per return, which also ranks 10th nationally.
- 26.75** With a 26.75 per return average, Maryland's punt return team leads the Big Ten and ranks fifth nationally. **William Likely** has returned six of the eight attempts and leads the conference averaging 27.5 yards per return, which is also the second-best in the country.
- 88** Defensive back **William Likely** returned his second interception of the season 88 yards Saturday for his first career defensive touchdown earning him Big Ten Defensive Player of the Week honors and Jim Thorpe Defensive Back of the Week honors. Likely's 88-yard return is the fourth-longest INT return in the FBS this season and the longest for Maryland since Eddie Tomlin returned one 97 yards against Michigan in 1989.
- 0.533** Maryland leads the Big Ten and ranks fourth nationally in red zone defense. Opponents have been inside the 20-yard line 15 times this season, coming away with points on only eight of those trips for a conversion rate of 53.3 percent.



Return Specialists

- On punt returns, **William Likely** ranks first in the Big Ten and second nationally averaging 27.5 ypr.
- For his career, Likely has returned two punts for touchdowns, most recently against WVU (9/13). He is tied for third in school history.
- Likely's 16.8 yards per return for his career is currently a program record.
- On kick returns, **Stefon Diggs** leads the conference and ranks 10th nationally averaging 29.4 yards per return.
- Diggs is currently Maryland's all-time leader in yards per return averaging 27.3.

- Diggs' per return average of 27.3 is the 16th-highest average among active FBS players.
- For his career, Diggs has 1,200 kick return yards, a mark which is good for fifth in program history.

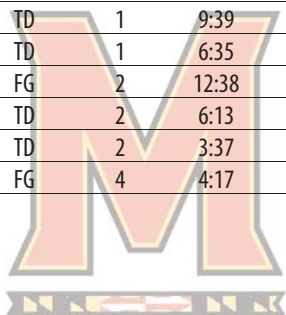
On The Tackle

- Linebacker **L.A. Gore** and defensive back **Sean Davis** rank fourth and fifth, respectively, in the Big Ten in tackles.
- Gore is averaging 9.7 stops per game, while Davis is averaging 9.5.
- Gore is Maryland's active career leader in tackles with 211, 43rd best among active FBS players.

2014 SCORING DRIVES

Maryland 2014 Scoring Drives

Opp.	Plays	Yards	TOP	Result	Qrt.	Time	Scoring Play	QB
JMU	6	58	1:47	TD	1	11:43	Brown, C. 11 yd run	Brown, C.
JMU	5	46	1:42	TD	1	8:48	Brown, C. 8 yd run	Brown, C.
JMU	10	50	2:28	FG	1	1:57	Craddock 49 yd FG	Brown, C.
JMU	15	80	6:13	TD	2	6:46	Brown, C. 2 yd run	Brown, C.
JMU	6	41	2:30	TD	3	12:20	Ross, B. 8 yd run	Brown, C.
JMU	1	41	0:08	TD	3	7:55	Long 41 yd rec	Brown, C.
JMU	7	66	3:07	TD	3	0:10	Goins 2 yd rec	Rowe
JMU	14	82	6:49	TD	4	4:01	Reid 12 yd run	Rowe
USF	3	32	0:47	TD	1	7:02	Leak 10 yd rec	Brown, C.
USF	3	51	1:18	TD	1	1:18	Leak 44 yd rec	Brown, C.
USF	0	0	0:00	TD	4	0:00	Thompson, blk punt	-
USF	9	34	4:17	FG	4	5:16	Craddock 23 yd FG	Brown, C.
WVU	10	49	2:39	FG	2	12:33	Craddock 46 yd FG	Brown, C.
WVU	11	52	3:15	FG	2	8:36	Craddock 41 yd FG	Brown, C.
WVU	1	77	0:11	TD	2	5:52	Diggs 77 yd rec	Brown, C.
WVU	4	51	0:44	TD	2	0:40	Veii 26 yd rec.	Rowe
WVU	1	75	0:14	TD	3	14:46	Brown, C. 75 yd run	Brown, C.
WVU	4	(-3)	1:45	FG	4	11:14	Craddock 30 yd FG	Brown, C.
WVU	0	0	0:00	TD	4	9:43	Likely 69 punt ret	-
SU	5	59	1:58	TD	1	9:39	Leak 25 yd rec	Brown, C.
SU	2	90	0:47	TD	1	6:35	Ross, B. 90 yd rec	Brown, C.
SU	8	63	2:18	FG	2	12:38	Craddock 31 yd FG	Brown, C.
SU	4	28	1:35	TD	2	6:13	Veii 4 yd run	Brown, C.
SU	0	0	0:00	TD	2	3:37	Likely 88 yd INT ret	-
SU	4	(-3)	2:04	FG	4	4:17	Craddock 44 yd FG	Brown, C.



2014 Game Honors

Game Captains

Opp.	Offense	Defense	Special Teams
JMU	C.J. Brown	L.A. Goree	Brad Craddock
USF	Albert Reid	Matt Robinson	Sean Davis
WVU	Ryan Doyle	Keith Bowers	Kenneth Goins
SYR	C.J. Brown	William Likely	Brad Craddock
IU	Ryan Doyle	Yannik Cudjoe-Virgil Anthony Nixon	
OSU			
IA			
WIS			
PSU			
MSU			
UM			
RU			

Game Balls

Opp.	Offense	Defense	Special Teams
JMU	10*	L.A. Goree	Sean Davis
USF	Marcus Leak	Andre Monroe	Kenneth Goins
SYR	Sal Conaboy	William Likely	Anthony Nixon
IU			
OSU			
IA			
WIS			
PSU			
MSU			
UM			
RU			

* Silvano Altamirano, Sal Conaboy, Stefon Diggs, Ryan Doyle, Michael Dunn, Kenneth Goins, Andrew Isaacs, Marcus Leak, Deon Long and Andrew Zeller

Flag Bearers

Opp.	American	Maryland
JMU	Albert Reid	Matt Robinson
USF	Keith Bowers	Michael Dunn
WVU	Andrew Zeller	Sean Davis
SYR	Yannick Ngakoué	Kenneth Goins
IU	Jalen Brooks	Stefon Diggs
OSU		
IA		
WIS		
PSU		
MSU		
UM		
RU		

Scout Team Players of the Week

Opp.	Offense	Defense	Special Teams
JMU	Levern Jacobs	Nnamdi Egbuaba	Abner Logan
USF	Andrew Stefanelli	Abner Logan	Clarence Murphy
WVU	Juwann Winfree	J.T. Ventura	Tehuti Miles
SYR	Brendan Moore	Clarence Murphy	Andrew Gray
IU	DeAndre Lane	Malik Jones	Zac Morton
OSU			
IA			
WIS			
PSU			
MSU			
UM			
RU			

DEPTH CHART

(as of September 22, 2014)

OFFENSE

WR	6 (d)	Deon Long	6-0	185	Sr.-1V
	81	Juwann Winfree	6-2	195	Fr.-HS
WR	1	Stefon Diggs	6-0	190	Jr.-2V
	34	Jacquille Veii	5-9	187	So.-1V
WR	82	Marcus Leak	6-0	210	Jr.-1V
	83	Malcolm Culmer	5-11	185	So.-1V
or	84	Amba Etta-Tawo	6-1	200	So.-1V
TE	48	Derrick Hayward	6-5	235	Fr.-RS
or	88	P.J. Gallo	6-2	250	So.-1V
T	76	Michael Dunn	6-5	300	So.-1V
	61	Jake Wheeler	6-7	310	Sr.-2V
G	68	Silvano Altamirano	6-2	290	Sr.-SQ
	50	Evan Mulrooney	6-4	295	Jr.-2V
C	65	Sal Conaboy	6-3	295	Sr.-3V
	60	Stephen Grommer	6-4	295	Jr.-SQ
G	66	Andrew Zeller	6-4	300	Jr.-2V
	63	Mike Minter	6-3	300	Fr.-RS
T	55	Ryan Doyle	6-4	300	Jr.-1V
	75	Derwin Gray	6-5	300	Fr.-HS
RB	45	Brandon Ross	5-10	210	Jr.-2V
	4 (d)	Wes Brown	6-0	210	So.-1V
or	5	Albert Reid	5-9	207	Jr.-2V
FB	30	Kenneth Goins, Jr.	5-9	233	So.-1V
	49 (d)	Tyler Cierski	5-11	280	Sr.-2V
QB	16	C.J. Brown	6-3	218	Gr.-2V
	7 (d)	Caleb Rowe	6-3	215	Jr.-2V

SPECIALISTS

K	15	Brad Craddock	6-1	185	Jr.-2V
	3 (d)	Adam Greene	5-11	195	Fr.-RS
P	18	Nathan Renfro	6-1	205	Jr.-2V
	38 (d)	Lee Shrader	6-1	180	Fr.-HS
LS	59	Christian Carpenter	5-11	220	So.-1V
	56 (d)	Nate Adams	6-0	220	Fr.-HS

DEFENSE

OLB	40	Matt Robinson	6-3	245	Sr.-3V
	43	Jalen Brooks	6-1	230	Fr.-RS
or	37	Avery Thompson	6-2	230	Jr.-2V
END	91	Keith Bowers	6-1	285	Sr.-3V
	77	Spencer Myers	6-4	275	Sr.-SQ
NOSE	97	Darius Kilgo	6-3	310	Sr.-2V
	67	David Shaw	6-4	290	Fr.-HS
END	93	Andre Monroe	5-11	282	Sr.-2V
	90	Roman Braglio	6-2	265	So.-1V
OLB	51	Yannik Cudjoe-Virgil	6-2	250	Sr.-1V
	7 (d)	Yannick Ngakoue	6-2	250	So.-1V
ILB	47	Cole Farrand	6-3	245	Sr.-3V
	23	Jermaine Carter, Jr.	6-0	240	Fr.-RS
ILB	53	L.A. Goree	6-2	245	Sr.-3V
	35	Alex Twine	6-0	235	Sr.-3V
CB	4 (d)	William Likely	5-7	175	So.-1V
	14	Jeremiah Johnson	5-11	193	Sr.-2V
S	21	Sean Davis	6-1	200	Jr.-2V
	36	Elvis Dannah	6-2	210	Fr.-RS
S	20	Anthony Nixon	6-1	200	Jr.-2V
	22	Zach Dancel	6-0	205	Jr.-1V
CB	27	Alvin Hill	5-11	195	Jr.-1V
	32	Jarrett Ross	5-9	205	So.-1V

PR	4 (d)	William Likely	5-7	175	So.-1V
	1	Stefon Diggs	6-0	190	Jr.-2V
KR	1	Stefon Diggs	6-0	190	Jr.-2V
	4 (d)	William Likely	5-7	175	So.-1V
Holder	29 (d)	Michael Tart	6-2	200	Sr.-1V
	18	Nathan Renfro	6-2	205	Jr.-2V

CAREER START CHART

OFFENSE									
Player	'10	'11	'12	'13	'14	Streak	Career		
Altamirano	-	-	-	0	4	4	4		
Brown, C.	0	5	0	11	4	9	20		
Brown, W.	-	-	2	-	0	-	2		
Cierski	-	1	1	0	0	-	2		
Conaboy	-	2	7	13	4	18	26		
Culmer	-	-	0	4	0	-	4		
Diggs	-	-	7	7	4	4	18		
Doyle	-	-	-	13	4	17	17		
Dunn	-	-	-	13	4	17	17		
Etta-Tawo	-	-	-	6	0	-	6		
Goins	-	-	-	4	1	-	5		
Hills	-	-	7	-	-	-	7		
Isaacs	-	-	-	1	3	2	4		
Jacobs, L.	-	-	2	4	-	-	6		
Jacobs, T.	-	-	-	-	1	-	1		
Leak	-	-	7	-	3	3	10		
Long	-	-	-	6	4	4	10		
Mulrooney	-	-	5	-	-	-	5		
Reid	-	-	2	1	1	-	4		
Ross, B.	-	-	5	12	3	1	20		
Rowe	-	-	1	2	0	-	3		
Zeller	-	-	3	4	4	8	11		

DEFENSE									
Player	'10	'11	'12	'13	'14	Streak	Career		
Bowers	-	11	0	9	1	1	21		
Braglio	-	-	-	1	0	-	1		
Brooks	-	-	-	-	1	1	1		
Cudjoe-Virgil	0	0	-	1	-	-	1		
Davis	-	-	2	13	4	17	19		
Farrand	-	0	11	8	2	-	21		
Goree	-	7	3	10	3	1	23		
Hendy	-	3	0	3	-	-	6		
Hill	-	-	1	2	4	4	7		
Jefferson	-	-	0	13	3	-	16		
Johnson	-	0	12	1	0	-	13		
Kilgo	-	0	11	12	4	15	27		
Likely	-	-	-	11	4	14	15		
Logan	-	-	-	3	-	-	4		
Monroe	-	4	-	4	4	7	12		
Ngakoue	-	-	-	0	4	4	4		
Nixon	-	-	5	11	4	8	20		
Robinson	1	3	5	10	3	-	22		
Twine	-	4	5	3	3	2	15		

SPECIAL TEAMS									
Player	'10	'11	'12	'13	'14	Streak	Career		
Carpenter	-	-	-	3	4	7	7		
Craddock	-	-	12	13	4	29	29		
Renfro	-	-	12	13	4	29	29		
Tart	-	0	-	13	4	17	17		

PROJECTED STARTERS: OFFENSE

WR
6



DEON LONG • 6-0 • 185 • SR.-1V
 • Has 11 catches for 142 yards and a one touchdown.
 • Averaging 12.9 yards per catch this season.
 • For his career, has caught 43 balls for 631 yards and two scores.

WR
1



STEFON DIGGS • 6-0 • 190 • JR.-2V
 • Leads the team in catches (23) and receiving yards (286).
 • Totaled his sixth career 100-yard receiving game against WVU with five recs. for 127.
 • One of 10 players in school history to eclipse 3,000 career all-purpose yards (3,312).

WR
82



MARCUS LEAK • 6-0 • 210 • JR.-1V
 • Has 11 catches for 202 yards and a team-best three touchdowns on the season.
 • Leads the receiving unit averaging 18.4 yards per reception.
 • For his career, has 46 catches for 680 yards and six touchdowns.

TE
48



DERRICK HAYWARD • 6-5 • 235 • FR.-RS
 • Has appeared in three games this season.
 • Served a redshirt season as a true freshman.

OR
TE
88



P.J. GALLO • 6-2 • 250 • SO.-1V
 • Has appeared in 17 career games primarily on special teams.
 • Made his first career reception Saturday at Syracuse.

T
76



MICHAEL DUNN • 6-5 • 300 • SO.-1V
 • Made his 17th consecutive start Saturday against the Orange.
 • Has helped the team average 163.2 rushing yards per game.
 • Earned a scholarship after joining the team out of high school as a preferred walk-on.

G
68



SILVANO ALTAMIRANO • 6-2 • 290 • SR.-SQ
 • Made his fourth career start against Syracuse.
 • Helped C.J. Brown rush for 161 yards against WVU, the second most by a Terp QB.
 • Played at San Diego Mesa College for two season before joining the Terps in 2013.

C
65



SAL CONABOY • 6-3 • 295 • SR.-3V
 • Has started 26 career games, the most on the offensive side of the ball, and started 18 consecutive games.
 • Is a Rimington Trophy Watch List member.
 • Earned offensive game ball following the Syracuse win.

G
66



ANDREW ZELLER • 6-4 • 300 • JR.-2V
 • Earned his eighth consecutive start and 11th of his career against Syracuse.
 • Opened holes for C.J. Brown, who rushed for 161 yards against the Mountaineers.
 • Has helped the team average 163.2 rushing yards per game.

T
55



RYAN DOYLE • 6-4 • 300 • JR.-1V
 • Made his 17th consecutive start against Syracuse.
 • Has helped the team average 163.2 rushing yards per game.
 • Helped protect C.J. Brown as he threw for a season-high 280 yards against Syracuse.

RB
45



BRANDON ROSS • 5-10 • 210 • JR.-2V
 • Has 117 yards on 29 carries and one touchdown this season.
 • Ranks 25th on the school's all-time rushing list with 1,283 yards.
 • Caught his first career touchdown pass against SU. Went for 90 yards.

FB
30



KENNETH GOINS • 5-9 • 233 • SO.-1V
 • Responsible for a vital blocked punt against USF that resulted in the game-winning TD, a ball recovered by Avery Thompson for the score.
 • Averaging 4.6 yards per carry.

QB
16



C.J. BROWN • 6-3 • 218 • GR.-2V
 • Tallied his eighth career 100-yard rushing game against WVU, tied for fourth-most in school history.
 • Threw for 280 yards at Syracuse, one shy of his career high.
 • Is tied for second in school history in TDs responsible for (47), six shy of the school record.

NOTABLES

QB
7



CALEB ROWE • JR.

- Threw a 26-yard TD pass to Jacquille Veii against WVU.
- Has thrown for 1,397 career yards and nine TDs.

RB
4



WES BROWN • SO.

- Leads all running backs with 148 yards rushing.
- Averaging 5.3 yards per carry.

RB
5



ALBERT REID • JR.

- Has rushed for 61 yards on 16 carries this season.
- Has played in 28 career games with 447 rushing yards.

WR
34



JACQUILLE VEII • SO.

- Caught his first career touchdown pass against WVU and rushed for his first career TD at SU.
- Has 191 yards rushing and 48 yards receiving for his career.

WR
84



AMBA ETTA-TAWO • SO.

- Caught 31 balls for 500 yards last season with two touchdowns.
- Averaged 16.1 yards per catch in 2013.

PROJECTED STARTERS: DEFENSE

OLB
40



MATT ROBINSON • 6-3 • 245 • SR.-3V
 • Has 10 tackles and two passes defended this season.
 • Has 174 career tackles and 13.5 TFL.

END
91



KEITH BOWERS • 6-1 • 285 • SR.-3V
 • Made three stops against Syracuse.
 • Has 93 career tackles, 10.0 TFL and 3.5 sacks.

NOSE
97



DARIUS KILGO • 6-3 • 310 • SR.-2V
 • Leads the defense with 27 career starts.
 • Had three tackles including 0.5 TFL and a fumble recovery at Syracuse.
 • Has 95 career tackles with 13.5 TFL and 4.5 sacks.

END
93



ANDRE MONROE • 5-11 • 282 • SR.-2V
 • Totaled his 17.5 career sack against the Orange, which ranks 10th in school history
 • Ranks second on the team with 22 tackles.
 • Has a team-best 28.5 TFL for his career.

OLB
51



YANNIK CUDJOE-VIRGIL • 6-2 • 250 • SR.-1V
 • Made his season debut Saturday at Syracuse with one tackle.
 • Totaled 3.5 TFL and 3.0 sacks before his season was cut short due to injury after six games in 2013.
 • Is a Butkus Award Watch List member.

ILB
47



COLE FARRAND • 6-3 • 245 • SR.-3V
 • Had one stop against the Orange.
 • Finished with nine tackles and a fumble recovery against West Virginia.
 • Has 181 career tackles.

ILB
53



L.A. GOREE • 6-2 • 245 • SR.-3V
 • Ranks second on the team with 29 stops.
 • Maryland's active career leader in tackles with 211.
 • Started 23 career games, which is the second-highest total on defense.

CB
4



WILLIAM LIKELY • 5-7 • 175 • SO.-1V
 • Scored his first career TD off of an interception against Syracuse.
 • Tied for first in the Big Ten with two interceptions.
 • Reigning Big Ten Defensive Player of the Week and Jim Thorpe Defensive Back of the Week.

S
21



SEAN DAVIS • 6-1 • 200 • JR.-2V
 • Leads the team in tackles with 38. Averaging 9.5 tackles per game, which ranks fifth in the Big Ten.
 • First defensive back in school history to lead the team in tackles in 2013.

S
20



ANTHONY NIXON • 6-1 • 200 • JR.-2V
 • Has 15 stops and one interception this season.
 • Blocked his first career punt against Syracuse.
 • Received the special teams game ball for his performance against the Orange.

CB
27



ALVIN HILL • 5-11 • 195 • JR.-1V
 • Has four passes defended this season. Averaging 1.00 per game, which is tied for 10th in the conference.
 • Picked off his first career pass at USF.

NOTABLES

OLB
7



YANNICK NGAKOUÉ • SO.

- Has 6.0 TFL on the season, which is tied for second in the conference.
- Has 15 tackles including a sack this season.

CB
14



JEREMIAH JOHNSON • SR.

- Picked off his first career pass against JMU.
- Had three tackles and a PBU at Syracuse.
- Has 59 career tackles and 10 pass breakups.

ILB
35



ALEX TWINE • SR.

- Ranks fifth on the team with 25 tackles.
- Had four tackles at Syracuse
- Has 135 career tackles with 10.0 TFL.

OLB
43



JALEN BROOKS • FR.

- Made his first career start Saturday at Syracuse.
- Had a career-high four stops at SU.

SPECIAL TEAMS

K
15



BRAD CRADDOCK
6-0 • 185 • JR.-2V
 • Is a member of the Lou Groza Award Watch List.
 • Ranks fifth in school history with 38 career FGs.

P
18



NATHAN RENFRO
6-1 • 205 • JR.-2V
 • Averaging 43.5 yards per punt this season.
 • Leads the Big Ten with 11 punts inside the 20.

KR
1



STEFON DIGGS
6-0 • 190 • JR.-2V
 • Averaging 29.4 yards per kick return this season, which leads the Big Ten and ranks 10th nationally.

KR
4



WILLIAM LIKELY
5-7 • 175 • SO.-1V
 • Averaged 26.0 yards per kick return in 2013.

PR
4



WILLIAM LIKELY
5-7 • 175 • SO.-1V
 • Averaging 27.5 yards per punt return. That mark leads the Big Ten and ranks second nationally.

OFFENSIVE PLAYER STATS WITH CAREER HIGHS

QB - C.J. BROWN - 16

- Ran for three touchdowns and 61 yards against James Madison (8/30). Also tossed a 41-yard touchdown pass to Deon Long and finished with 111 yards passing.
- Completed 17-of-28 passes for 201 yards and two touchdowns against USF (9/6).
- Rushed for 161 yards and one score against West Virginia (9/13). The 161 yards is the second most by a quarterback in school history.
- Completed 19-of-35 passes for 241 yards and one touchdown, a 77-yard throw to Stefon Diggs.
- Racked up 280 yards passing on 16 completions and threw two touchdowns against Syracuse (9/20). Brandon Ross took a Brown screen pass 90 yards for a touchdown, the longest completion of Brown's career.

BROWN'S CAREER STATS

PASSING

YR.	G-GS	COM	ATT	INT	YDS	TD	LG	PCT
2010	1-0	0	1	0	0	0	0	00.0
2011	10-5	82	166	6	842	7	59	49.4
2013	11-11	166	282	7	2242	13	66	58.9
2014	4-4	63	113	3	833	6	90	55.8
Totals	26-20	311	562	16	3917	26	90	55.3

RUSHING

YR.	G-GS	ATT	GAIN	LOST	NET	AVG	TD	LP	AVG/G
2010	1-0	1	12	0	12	12.0	0	12	12.0
2011	10-5	79	647	73	574	7.3	5	77	57.4
2013	11-11	140	772	196	576	4.1	12	64	52.4
2014	4-4	49	311	67	244	5.0	4	75	61.0
Totals	26-20	269	1742	336	1406	5.2	21	77	54.1

BROWN'S CAREER HIGHS PASSING

Yards	281 (vs. FIU 8/31/13)
Completions	21 (vs. Syracuse, 11/9/13)
Touchdowns	3 (twice: last vs. Clemson 10/15/11)

BROWN'S CAREER HIGHS RUSHING

Rushes	23 (at Virginia Tech 11/16/13)
Yards	162 (vs. Clemson, 10/15/11)
Touchdowns	3 (at NC State, 11/30/13)

RB - WES BROWN - 4

- Rushed for 81 yards on 13 carries in a win over James Madison (8/30).
- Carried 13 times for 61 yards against USF (9/6).

BROWN'S CAREER STATS

RECEIVING

YR.	G-GS	REC	YDS	AVG	TD	LP	AVG/G
2012	8-2	5	14	2.8	0	7	1.8
2014	3-0	3	34	11.3	0	25	11.3
Totals	11-2	8	48	6.0	0	25	4.4

RUSHING

YR.	G-GS	ATT	GAIN	LOST	NET	AVG	TD	LP	AVG/G
2012	8-2	90	399	17	382	4.2	2	22	47.8
2014	3-0	28	152	4	148	5.3	0	33	49.3
Totals	11-2	118	551	21	530	4.5	2	33	48.2

BROWN'S CAREER HIGHS RUSHING

Yards	121 (vs. NC State, 10/20/12)
Rushes	25 (vs. NC State, 10/20/12)

WR - MALCOLM CULMER - 83

CULMER'S CAREER STATS

RECEIVING

YR.	G-GS	REC	YDS	AVG	TD	LP	AVG/G
2013	12-4	5	59	11.8	0	26	4.9
2014	3-0	2	10	5.0	0	5	1.7
Totals	15-4	7	69	10.7	0	26	4.3

CULMER'S CAREER HIGHS RECEIVING

Receptions	2 (vs. West Virginia, 9/21/13)
Yards	26 (at UConn, 9/14/13)

WR - STEFON DIGGS - 1

- A preseason Biletnikoff, Maxwell, Paul Hornung and Walter Camp Award Watch List Member.
- Caught five passes for 53 yards against James Madison (8/30).
- Grabbed seven balls for 50 yards against USF (9/6).
- Nabbed five balls for 127 yards, including a 77-yard touchdown, against West Virginia (9/13). The TD reception was the longest of his career.
- Caught a team-high six balls for 56 yards against Syracuse (9/20).

DIGGS' CAREER STATS

RECEIVING

YR.	G-GS	REC	YDS	AVG	TD	LP	AVG/G
2012	11-7	54	848	15.7	6	66	77.1
2013	7-7	34	587	17.3	3	66	83.9
2014	4-4	23	286	12.4	1	77	71.5
Totals	22-18	111	1721	15.5	10	77	78.2

RUSHING

YR.	G-GS	ATT	GAIN	LOST	NET	AVG	TD	LP	AVG/G
2012	11-7	20	123	9	114	5.7	0	23	10.4
2013	7-7	7	48	3	45	6.4	0	26	6.4
2014	3-3	1	12	0	12	12.0	0	12	3.0
Totals	21-17	28	183	12	171	6.1	0	26	7.8

RETURNS

YR.	G-GS	KOR	YDS	AVG	TD	PR	YDS	AVG	TD
2012	11-7	25	713	28.5	2	22	221	10.0	0
2013	7-7	12	281	23.4	0	2	-1	-0.5	0
2014	4-4	7	206	29.4	0	0	0	0.0	0
Totals	22-18	44	1200	27.3	2	24	220	9.2	0

DIGGS' CAREER HIGHS RECEIVING

Receptions	11 (at Boston College, 10/27/12)
Yards	179 (vs. Old Dominion, 9/7/13)
Touchdowns	2 (twice: last at West Virginia, 9/22/12)

DIGGS' CAREER HIGHS RETURNING

Punt Return Yards	68 (vs. UConn, 9/15/12)
Long Punt Return	31 (vs. UConn, 9/15/12)
Kickoff Return Yards	147 (at Virginia, 10/13/12)
Long Kickoff Return	100 (at Virginia, 10/13/12)
All-purpose Yards	248 (at North Carolina, 11/24/12)

WR - AMBA ETTA-TAWO - 84

- Made his season debut against James Madison (8/30).

ETTA-TAWO'S CAREER STATS

RECEIVING

YR.	G-GS	REC	YDS	AVG	TD	LP	AVG/G
2013	12-6	31	500	16.1	2	44	41.7
2014	4-0	0	0	0	0	0	0.0
Totals	16-6	31	500	16.1	2	44	33.3

ETTA-TAWO'S CAREER HIGHS RECEIVING

Receptions	6 (twice last vs. Syracuse, 11/9/13)
Yards	109 (vs. Syracuse, 11/9/13)
Touchdowns	1 (twice: last vs. Boston College, 11/23/13)

RB - KENNETH GOINS - 30

- Rushed for a career-high 31 yards against James Madison (8/30).

GOINS'S CAREER STATS

RECEIVING

YR.	G-GS	REC	YDS	AVG	TD	LP	AVG/G
2013	13-4	4	49	12.2	1	17	3.8
2014	4-1	3	17	5.7	1	17	5.7
Totals	17-5	7	66	9.4	2	17	4.1

RUSHING

YR.	G-GS	ATT	GAIN	LOST	NET	AVG	TD	LP	AVG/G
2013	13-4	9	48	0	48	5.3	0	10	3.7
2014	4-1	7	37	5	32	4.6	0	16	8.0
Totals	17-5	16	85	5	80	5.0	0	16	4.7

GOINS' CAREER HIGHS RECEIVING

Yards	17 (vs. Old Dominion, 9/7/13)
-------	-------------------------------

GOINS' CAREER HIGHS RUSHING

Yards	31 (vs. James Madison, 8/30/14)
-------	---------------------------------

WR - MARCUS LEAK - 82

- Caught five passes for 53 yards against James Madison (8/30).
- Caught touchdowns of 10 and 44 yards in a win over USF (9/6).
- Grabbed two balls for 20 yards against West Virginia (9/13).
- Nabbed four receptions, including a 25-yard touchdown, for 93 yards against Syracuse (9/20).

LEAK'S CAREER STATS

RECEIVING

YR.	G-GS	REC	YDS	AVG	TD	LP	AVG/G
2011	7-2	12	85	7.1	1	15	12.1
2012	7-7	23	393	17.1	2	47	56.1
2014	4-3	11	202	18.4	3	46	50.5
Totals	18-12	46	680	14.8	6	47	37.8

LEAK'S CAREER HIGHS RECEIVING

Yards	94 (vs. NC State, 10/20/12)
Receptions	8 (at Florida State, 10/22/11)
Receiving Touchdowns	2 (at USF, 9/6/14)

WR - DEON LONG - 6

- Caught two passes, including a 41-yard touchdown, against James Madison (8/30).
- Grabbed four balls for 42 yards against USF (9/6).
- Made four receptions for 39 yards against West Virginia (9/13)
- Caught one ball for 13 yards against Syracuse (9/20)

LONG'S CAREER STATS

RECEIVING

YR.	G-GS	REC	YDS	AVG	TD	LP	AVG/G
2013	7-6	32	489	15.3	1	47	69.9
2014	4-4	11	142	12.9	1	41	35.5
Totals	11-10	43	631	14.7	2	47	57.4

LONG'S CAREER HIGHS RECEIVING

Yards	110 (vs. FIU, 8/31/13)
Receptions	9 (vs FIU, 8/31/13)
Receiving Touchdowns	1 (twice: last vs. James Madison 8/30/14)

RB - ALBERT REID - 5

- Carried the ball five times for 24 yards and a touchdown in a win over James Madison (8/30).
- Started and caught three passes for 22 yards against West Virginia (9/13).

REID'S CAREER STATS

RECEIVING

YR.	G-GS	REC	YDS	AVG	TD	LP	AVG/G
2012	11-2	3	16	5.3	0	11	1.5
2013	13-1	6	62	10.3	1	27	4.8
2014	4-1	6	51	8.5	0	20	17.0
Totals	28-4	15	129	8.6	1	27	4.8

RUSHING

YR.	G-GS	ATT	GAIN	LOST	NET	AVG	TD	LP	AVG/G
2012	11-2	36	103	11	92	2.6	0	19	8.4
2013	13-1	70	320	26	294	4.2	2	38	22.6
2014	4-1	16	58	1	61	3.8	1	12	20.3
Totals	28-4	122	481	38	447	3.7	3	38	16.6

REID'S CAREER HIGHS RUSING

Rushes	15 (vs. Clemson, 10/26/13)
Yards	70 (vs. Clemson, 10/26/13)
Touchdowns	1 (three times: last vs. James Madison 8/30/14)

RB - BRANDON ROSS - 45

- Rushed 16 times for 86 yards and a touchdown against James Madison (8/30).
- Caught five balls for 50 yards, both career highs, against West Virginia (9/13).
- Scored his first career receiving TD on a 90-yard screen pass at Syracuse (9/20).

ROSS'S CAREER STATS

RECEIVING

YR.	G-GS	REC	YDS	AVG	TD	LP	AVG/G
2012	6-5	3	-1	-0.3	0	5	-0.2
2013	12-12	18	173	9.6	0	77	14.4
2014	4-3	9	170	18.9	1	90	42.5
Totals	22-20	30	342	11.4	1	90	15.5

RUSHING

YR.	G-GS	ATT	GAIN	LOST	NET	AVG	TD	LP	AVG/G
2012	6-5	85	431	41	390	4.6	1	71	65.0
2013	12-12	166	865	89	776	4.7	4	36	64.7
2014	4-3	29	123	6	117	4.0	1	12	29.0
Totals	22-20	280	1419	136	1283	4.6	6	71	58.3

ROSS' CAREER HIGHS RUSHING

Yards	149 (vs. Old Dominion, 9/7/13)
Rushes	21 (at North Carolina, 11/24/12)
Touchdowns	2 (vs. Virginia, 10/12/13)
All-Purpose Yards	103 (at Syracuse, 9/20/14)

ROSS' CAREER HIGHS RECEIVING

Yards	97 (at Syracuse, 9/20/14)
Receptions	5 (vs. West Virginia, 9/13/14)
Receiving Touchdowns	1 (at Syracuse, 9/20/14)

QB - CALEB ROWE - 7

- Completed 7-of-11 passes for 75 yards and a touchdown against James Madison (8/30).
- Came off the bench for an injured C.J. Brown and completed two passes, including a 26-yard TD pass to Jacquille Vei, against West Virginia (9/13).

ROWE'S CAREER STATS

PASSING

YR.	G-GS	COM	ATT	INT	YDS	TD	LG	PCT
2012	2-1	25	44	3	290	2	66	56.8
2013	7-2	64	131	3	989	5	77	48.9
2014	2-0	9	14	1	118	2	26	64.3
Totals	11-3	98	189	9	1397	9	77	51.9

ROWE'S CAREER HIGHS PASSING

Yards	332 (vs. Virginia, 10/12/13)
Completions	23 (at Boston College, 10/27/12)
Touchdowns	3 (vs. Clemson, 10/26/13)

WR - JACQUILLE VEII - 34

- Caught his first career touchdown pass against West Virginia (9/13).
- Rushed for 42 yards and scampered in from four yards out for his first career rushing touchdown against Syracuse (9/20).

VEII'S CAREER STATS

RECEIVING

YR.	G-GS	REC	YDS	AVG	TD	LP	AVG/G
2013	11-0	5	18	3.6	0	6	1.6
2014	4-0	2	30	15.0	1	26	10.0
Totals	15-0	7	48	6.9	1	26	3.4

RUSHING

YR.	G-GS	ATT	GAIN	LOST	NET	AVG	TD	LP	AVG/G
2013	11-0	39	171	25	146	3.7	0	26	13.3
2014	4-0	9	42	0	45	5.0	1	15	11.2
Totals	15-0	48	171	25	146	4.0	1	26	12.7


VEII'S CAREER HIGHS

RECEIVING

Receptions	1 (Six times: last vs. West Virginia, 9/13/14)
Yards	26 (vs. West Virginia, 9/13/14)

RUSHING

Rushes	10 (vs. Old Dominion, 9/7/13)
Yards	53 (vs. FIU, 8/31/13)



DEFENSIVE PLAYER STATS WITH CAREER HIGHS

DL - KEITH BOWERS - 91

- Notched six tackles and a TFL against West Virginia (9/13).
- Recorded three tackles and started his first game of the season against Syracuse (9/20).

BOWERS'S CAREER STATS

YR.	G-GS	UT	AT	TOT	TFL-YDS	PBU	FF	FR	INT	SACKS
2011	12-11	14	22	36	6.0-34	0	0	1	0-0	2.5-23
2012	9-0	5	6	11	2.0-10	1	0	0	0-0	1.0-6
2013	13-9	12	20	32	0.0-0	0	0	0	0-0	0.0-0
2014	4-1	11	3	14	2.0-4	0	0	0	0-0	0.0-0
Totals	38-22	42	51	93	10.0-48	1	0	1	0-0	3.5-29

BOWER' CAREER HIGHS

Tackles	9 (twice: last vs. Virginia, 10/12/13)
TFL	2.0 (vs. Boston College, 10/29/11)
Sacks	1.0 (four times: last at North Carolina, 11/24/12)

DL - ROMAN BRAGLIO - 90

BRAGLIO'S CAREER STATS

YR.	G-GS	UT	AT	TOT	TFL-YDS	PBU	FF	FR	INT	SACKS
2013	10-1	4	2	6	3.5-18	0	0	0	0-0	2.0-12
2014	4-0	2	3	5	0.5-3	0	0	1	0-0	0.5-3
Totals	14-1	6	5	11	4.0-21	0	0	1	0-0	2.5-15

BRAGLIO'S CAREER HIGHS

Tackles	2 (twice: last vs. West Virginia, 9/13/14)
TFL	1.0 (at Wake Forest, 10/19/13)
Sacks	1.0 (vs. West Virginia, 9/21/13)

LB - YANNIK CUDJOE-VIRGIL - 51

CUDJOE-VIRGIL'S CAREER STATS

YR.	G-GS	UT	AT	TOT	TFL-YDS	PBU	FF	FR	INT	SACKS
2013	6-1	8	10	18	3.5-24	0	0	0	1-0	3.0-24
2014	1-0	1	0	1	0.0-0	0	0	0	0-0	0.0-0
Totals	7-1	9	10	19	3.5-24	0	0	0	1-0	3.0-24

CUDJOE-VIRGIL'S CAREER HIGHS

Tackles	7 (twice: last at UConn, 9/14/13)
TFL	3.0 (at UConn, 9/14/13)
Sacks	2.5 (at UConn, 9/14/13)

DB - ZACH DANCEL - 22

DANCEL'S CAREER STATS

YR.	G-GS	UA	A	TOT	TFL-YDS	PBU	FF	FR	INT	SACKS
2013	12-0	4	7	11	0.0-0	0	0	0	0-0	0.0-0
2014	4-0	5	2	7	0.0-0	1	0	0	0-0	0.0-0
Totals	16-0	9	9	18	0.0-0	1	0	0	0-0	0.0-0

DANCEL'S CAREER HIGHS

Tackles	3 (vs. West Virginia, 9/13/14)
---------	--------------------------------

DB - SEAN DAVIS - 21

- Had 10 total tackles in a victory over James Madison (8/30).
- Recorded six tackles against USF (9/6).
- Notched a career-high 13 tackles against West Virginia (9/13).
- Totaled nine tackles and a TFL against Syracuse (9/20).

DAVIS'S CAREER STATS

YR.	G-GS	UA	A	TOT	TFL-YDS	PBU	FF	FR	INT	SACKS
2012	12-2	8	5	13	0.0-0	0	0	1	0-0	0.0-0
2013	13-13	62	40	102	1.5-7	3	0	1	2-23	0.5-3
2014	4-4	27	11	38	2.0-3	2	0	0	0-0	0.0-0
Totals	29-19	97	56	153	3.5-10	5	0	2	2-23	0.5-3

DAVIS'S CAREER HIGHS

Tackles	13 (vs. West Virginia, 9/13/14)
Interceptions	1 (twice: last vs. Old Dominion, 9/7/13)

LB - COLE FARRAND - 47

- Racked up five tackles and recorded a TFL against USF (9/6).
- Totaled nine tackles and recovered a fumble against West Virginia (9/13).

FARRAND'S CAREER STATS

YR.	G-GS	UA	A	TOT	TFL-YDS	PBU	FF	FR	INT	SACKS
2011	9-0	2	1	3	0.0-0	0	0	0	0-0	0.0-0
2012	12-11	47	31	78	6.0-12	3	3	1	0-0	0.0-0
2013	11-8	39	45	84	4.5-7	0	1	0	0-0	0.5-4
2014	3-2	11	4	15	1.5-4	0	0	1	0-0	0.0-0
Totals	35-21	99	81	180	12.0-26	3	4	2	0-0	0.5-4

FARRAND'S CAREER HIGHS

Tackles	23 (vs. Clemson, 10/26/13)
TFL	2.0 (vs. William & Mary, 9/1/12)
Sacks	0.5 (vs. Clemson, 10/26/13)

LB - L.A. GOREE - 53

- Notched a game-high 14 stops in a win over James Madison (8/30).
- Made six stops against USF (9/6).

GOREE'S CAREER STATS

YR.	G-GS	UA	A	TOT	TFL-YDS	PBU	FF	FR	INT	SACKS
2011	12-7	30	30	60	6.0-34	1	1	1	1-(-1)	3.5-28
2012	8-0	33	13	46	3.0-4	1	1	0	0-0	0.0-0
2013	12-3	39	37	76	4.5-6	1	1	0	0-0	1.0-2
2014	3-3	18	11	20	1.0-4	0	0	0	0-0	0.0-0
Totals	35-13	120	91	211	14.5-44	3	3	1	1-(-1)	4.5-30

GOREE'S CAREER HIGHS

Tackles	16 (vs. Virginia, 10/12/13)
TFL	2.0 (at Clemson, 11/10/12)
Sacks	1.0 (vs. Old Dominion, 9/7/13)

DB - ALVIN HILL - 27

- Nabbed his first career interception against USF (9/6).
- Notched five tackles and a PBU against West Virginia (9/13)

HILL'S CAREER STATS

YR.	G-GS	UA	A	TOT	TFL-YDS	PBU	FF	FR	INT	SACKS
2012	6-1	1	0	1	1.0-5	0	0	0	0-0	0.0-0
2013	12-2	14	10	24	0.0-0	2	0	0	0-0	0.0-0
2014	4-4	8	5	13	0.0-0	3	1	0	1-0	0.0-0
Totals	22-7	23	15	38	1.0-5	5	1	0	1-0	0.0-0

HILL'S CAREER HIGHS

Tackles	5 (twice: vs. West Virginia, 9/13/14)
Interceptions	1 (at USF, 9/6/14)

DL - QUINTON JEFFERSON - 99

- Recorded two tackles against James Madison (8/30).
- Totaled five tackles and a sack against West Virginia (9/13).
- Out for the season with an injury.

JEFFERSON'S CAREER STATS

YR.	G-GS	UA	A	TOT	TFL-YDS	PBU	FF	FR	INT	SACKS
2012	10-0	6	7	13	0.5-1	0	1	2	0-0	0.0-0
2013	13-13	19	28	47	7.5-32	0	1	0	0-0	3.0-18
2014	3-3	4	4	8	1.0-10	0	0	0	0-0	1.0-10
Totals	26-4	26	37	63	9.0-43	0	2	2	0-0	4.0-28

JEFFERSON'S CAREER HIGHS

Tackles	7 (vs. FIU, 8/31/13)
TFL	2.0 (at Virginia Tech, 11/16/13)
Sacks	2.0 (at Virginia Tech, 11/16/13)

DB - JEREMIAH JOHNSON - 14

- Recorded his first career interception against James Madison (8/30).
- Notched four tackles against West Virginia (9/13).

JEFFERSON'S CAREER STATS

YR.	G-GS	UA	A	TOT	TFL-YDS	PBU	FF	FR	INT	SACKS
2011	9-0	4	1	5	0.0-0	0	0	0	0-0	0.0-0
2012	12-12	32	11	43	5.0-30	8	1	0	0-0	1.5-12
2013	2-2	1	1	2	1.0-3	0	0	0	0-0	0.0-0
2014	4-0	8	1	9	0.0-0	2	0	0	1-0	0.0-0
Totals	27-14	45	14	59	6.0-33	10	1	0	1-0	1.5-12

JOHNSON'S CAREER HIGHS

Tackles	7 (last vs. NC State, 10/20/12)
Interceptions	1 (vs. James Madison, 8/30/14)
Sacks	1.5 (vs. William & Mary, 9/1/12)

DL - DARIUS KILGO - 97

- Recorded five tackles against James Madison (8/30).
- Notched four tackles, one sack and recovered a fumble against West Virginia (9/13)
- Totaled three tackles, nabbed 0.5 TFL and recovered a fumble against Syracuse (9/20).

KILGO'S CAREER STATS

YR.	G-GS	UA	A	TOT	TFL-YDS	PBU	FF	FR	INT	SACKS
2011	5-0	4	1	5	0.0-0	0	0	0	0-0	0.0-0
2012	12-11	23	17	40	5.0-19	1	1	1	0-0	1.5-11
2013	13-12	16	21	37	6.5-22	1	0	1	0-0	2.0-13
2014	4-4	8	5	13	2.0-6	0	0	2	0-0	1.0-4
Totals	33-26	51	44	95	13.5-47	2	1	4	0-0	3.5-24

KILGO'S CAREER HIGHS

Tackles	8 (at UConn, 9/14/13)
Sacks	1.0 (four times: last vs. West Virginia, 9/13/14)

DB - WILLIAM LIKELY - 4

- Notched four tackles and his first career sack against James Madison (8/30).
- Totaled six tackles in a win over USF (9/6).
- Was all over the field against West Virginia (9/13), recording eight tackles, an interception and a forced fumble.
- Also returned a punt 69 yards for a touchdown against the Mountaineers.
- Had a standout performance against Syracuse (9/20), taking an interception back 88 yards for a touchdown and totaling a team high eight tackles and one TFL.
- Was named Big Ten Defensive Player of the Week and Jim Thorpe Defensive Back of the Week for his performance against the Orange.

LIKELY'S CAREER STATS

YR.	G-GS	UA	A	TOT	TFL-YDS	PBU	FF	FR	INT	SACKS
2013	13-11	51	19	70	4.5-11	6	0	0	1-0	0.0-0
2014	4-4	25	2	27	3.0-24	3	1	0	2-89	1.0-15
Totals	17-15	76	21	97	5.5-35	9	1	0	3-89	1.0-15

RETURNS

YR.	G-GS	KOR	YDS	AVG	TD	PR	YDS	AVG	TD
2013	13-11	28	729	26.0	0	16	205	12.8	1
2014	4-4	0	0	0.0	0	6	165	27.5	1
Totals	17-15	28	729	26.0	0	22	370	16.8	2

LIKELY'S CAREER HIGHS DEFENSE

Tackles	11 (at NC State, 11/30/13)
Interceptions	1 (twice: last vs. West Virginia, 9/13/14)
Sacks	1.0 (vs. James Madison (8/30)
TFL	1.0 (fives times: last at USF (9/6)

LIKELY'S CAREER HIGHS RETURNING

Punt Return Yards	106 (at Virginia Tech, 11/16/13)
Long Punt Return	69 (vs. West Virginia, 9/13/14)
Kickoff Return Yards	110 (at UConn, 9/14/13)
Long Kickoff Return	51 (at NC State, 11/30/13)
All-purpose Yards	179 (at Virginia Tech, 11/16/13)

DL - ANDRE MONROE - 93

- Recorded five total tackles against James Madison (8/30).
- Notched a team-high eight tackles, a sack and 1.5 TFL against USF (9/6).
- Recorded nine tackles and a sack against West Virginia (9/13).
- Totaled three tackles, recorded a sack and forced a fumble against Syracuse (9/20)

MONROE'S CAREER STATS

YR.	G-GS	UA	A	TOT	TFL-YDS	PBU	FF	FR	INT	SACKS
2011	9-4	7	11	18	7.5-40	0	0	0	0-0	5.0-36
2013	13-4	25	17	42	17.0-80	1	2	0	0-0	9.5-58
2014	4-4	12	13	25	4.0-22	0	1	0	0-0	1.0-20
Totals	26-12	44	41	85	28.5-142	1	3	0	0-0	17.5-114

MONROE'S CAREER HIGHS

Tackles	10 (vs. Marshall, 12/27/13)
Sacks	3.0 (at Virginia Tech, 11/16/13)
TFL	3.5 (at Virginia Tech, 11/16/13)

LB - YANNICK NGAKOUE - 7

- Totaled a career-high five tackles against James Madison (8/30).
- Nabbed a sack and 3.0 TFL against USF (9/6).
- Made the most of his four stops against West Virginia (9/13), recording 3.0 TFL.

NGAKOUE'S CAREER STATS

YR.	G-GS	UA	A	TOT	TFL-YDS	PBU	FF	FR	INT	SACKS
2013	13-0	6	4	10	4.5-12	0	1	0	1-3	2.0-8
2014	4-4	11	4	15	6.0-31	1	0	0	0-0	1.0-4
Totals	17-4	17	8	25	10.5-43	1	1	0	1-3	3.0-12

NGAKOUE'S CAREER HIGHS

Tackles	5 (three times: last vs. James Madison, 8/30/14)
TFL	3.0 (three times: last vs. West Virginia, 9/13/14)
Sacks	1.0 (twice: last at USF, 9/6/14)

DB - ANTHONY NIXON - 20

- Nabbed an interception against James Madison (8/30).
- Notched eight tackles against West Virginia (9/13).

NIXON'S CAREER STATS

YR.	G-GS	UA	A	TOT	TFL-YDS	PBU	FF	FR	INT	SACKS
2012	12-5	26	15	41	0.0-0	3	0	2	1-21	0.0-0
2013	11-11	38	22	60	3.0-8	0	0	0	0-0	1.0-5
2014	4-4	6	9	15	0.0-0	0	0	0	1-2	0.0-0
Totals	27-20	70	46	116	3.0-8	3	0	2	2-23	1.0-5

NIXON'S CAREER HIGHS

Tackles	12 (vs. Virginia, 10/12/13)
Sacks	1.0 (at NC State, 11/30/13)
Interceptions	1 (vs. Virginia, 10/12/13)

LB - MATT ROBINSON - 40

- Totaled six tackles against James Madison (8/30).

ROBINSON'S CAREER STATS

YR.	G-GS	UA	A	TOT	TFL-YDS	PBU	FF	FR	INT	SACKS
2010	13-1	18	11	29	0.0-0	0	2	0	0.0	0.0-0
2011	3-3	24	12	36	2.0-4	1	0	0	0-0	0.0-0
2012	5-5	21	5	26	1.0-6	1	1	0	1-19	0.0-0
2013	11-10	43	30	73	10.0-30	4	1	2	0-0	0.5-3
2014	3-3	4	6	10	0.5-1	2	0	0	0-0	0.0-0
Totals	35-22	110	64	174	13.5-41	9	4	2	1-19	0.5-3

ROBINSON'S CAREER HIGHS

Tackles	17 (at NC State, 11/30/13)
TFL	3.5 (at NC State, 11/30/13)

LB - ALEX TWINE - 35

- Made seven stops and forced a fumble against James Madison (8/30).
- Nabbed four tackles against USF (9/6).
- Notched nine tackles and a TFL against West Virginia (9/13).
- Recorded four tackles against Syracuse (9/20).

TWINE'S CAREER STATS

YR.	G-GS	UA	A	TOT	TFL-YDS	PBU	FF	FR	INT	SACKS
2011	11-4	23	21	44	4.5-23	3	0	1	0-0	1.0-0
2012	12-5	12	6	18	2.0-6	1	0	0	0-0	0.0-0
2013	11-3	26	23	49	2.5-9	1	1	1	0-0	0.0-0
2014	4-3	19	5	24	1.0-1	1	1	0	0-0	0.0-0
Totals	38-15	80	55	135	10.0-39	6	2	2	0-0	1.0-0

TWINE'S CAREER HIGHS

Tackles	12 (vs. Notre Dame, 11/12/11)
TFL	3.0 (vs. Notre Dame, 11/12/11)
Sacks	1.0 (vs. Notre Dame, 11/12/11)

SPECIAL TEAMS

K - BRAD CRADDOCK - 15

- Knocked in a 49-yard field goal against James Madison (8/30).
- Hit a 23-yard field goal against USF (9/6).
- Connected on field goals from 30, 41 and 46 yards against West Virginia (9/13).
- Hit field goals from 31 and 44 yards against Syracuse (9/20)

CRADDOCK'S CAREER STATS

YR.	G-GS	FGM-FGA	LG	PATS	TB	PTS
2012	12-12	10-16	52	23-25	5	53
2013	13-13	21-25	50	37-38	12	100
2014	4-4	7-7	49	18-18	13	39
Totals	29-29	38-48	52	75-78	30	192

CRADDOCK'S CAREER HIGHS

Field Goals	3 (four times: last vs. West Virginia, 9/13/14)
Long Field Goal	52 (vs. Wake Forest, 10/6/12)
Points Scored	13 (twice: last vs. West Virginia, 9/21/13)
PATS	7 (vs. James Madison, 8/30/14)

P - NATHAN RENFRO - 18

- Averaged 47.0 yard per punt and hit a career-long 64 yarder against USF (9/6).
- Booted seven punts with an average of 47.9 yards and tied his career high with a 64 yarder against West Virginia (9/13).
- Averaged 44.7 yards per punt and hit three inside the 20 against Syracuse (9/20).

RENFRO'S CAREER STATS

YR.	G-GS	Punts	YDS	AVG	TB	FC	+50	I20	BLK	LP
2012	12-12	75	2974	39.7	5	17	6	15	0	60
2013	13-13	75	3063	40.8	9	20	10	18	1	64
2014	4-4	24	1043	43.5	4	3	9	11	1	64
Totals	29-29	174	7080	40.7	18	40	25	44	2	64

RENFRO'S CAREER HIGHS

Most Punts	11 (at Florida State, 10/5/13)
Punting Average	53.0 yards on four punts (vs. William & Mary, 9/1/12)
Longest Punt	64 yards (three times: last vs. West Virginia, 9/13/14)

NUMERICAL ROSTER

No.	Name	Pos.	Ht.	Wt.	Cl.	Exp.	Hometown (High School/Last School)
1	Stefon Diggs	WR	6-0	190	Jr.	2V	Gaithersburg, Md. (Good Counsel HS)
2 (d)	Shane Cockerille	QB	6-2	215	Fr.	RS	Baltimore, Md. (Gilman School)
2 (d)	Milan Collins	DB	6-1	207	Fr.	RS	LaPlata, Md. (Bishop McNamara HS)
3 (d)	Milan Barry-Pollock	DB	5-11	195	So.	SQ	Baltimore, Md. (Eastern Technical HS)
3 (d)	Adam Greene	PK	5-11	195	Fr.	RS	Arnold, Md. (Broadneck HS)
4 (d)	Wes Brown	RB	6-0	210	So.	1V	Baltimore, Md. (Good Counsel HS)
4 (d)	William Likely	DB	5-7	175	So.	1V	Belle Glade, Fla. (Glades Central HS)
5	Albert Reid	RB	5-9	207	Jr.	2V	Washington, D.C. (Friendship Collegiate Academy)
6 (d)	Deon Long	WR	6-0	185	Sr.	1V	Washington, D.C. (Dunbar HS/Iowa Western)
6 (d)	Zac Morton	RB	5-10	175	Fr.	HS	Bethesda, Md. (Whitman HS)
7 (d)	Yannick Ngakoue	LB	6-2	250	So.	1V	Bowie, Md. (Friendship Collegiate)
7 (d)	Caleb Rowe	QB	6-3	215	Jr.	2V	Landrum, S.C. (Blue Ridge HS)
8	Levern Jacobs	WR	5-11	180	Jr.	2V	Temple Hills, Md. (Suitland HS/Milford Academy)
9	Tyler Burke	LB	6-3	240	Fr.	HS	Coatesville, Pa. (Coatesville HS)
10	Will Ulmer	WR	6-0	190	Fr.	HS	Laurel, Md. (St. John's College HS)
11 (d)	Denzel Conyers	DB	6-3	210	Jr.	TR	St. Petersburg, Fla. (Boca Ciega HS/Butte College)
11 (d)	Perry Hills	QB	6-2	215	So.	RS	Pittsburgh, Pa. (Central Catholic HS)
12	Taivon Jacobs	WR	5-9	160	Fr.	RS	Camp Spring, Md. (Suitland HS)
13	DeAndre Lane	WR	5-7	175	So.	SQ	Catonsville, Md. (Catonsville Senior HS)
14	Jeremiah Johnson	DB	5-11	193	Sr.	2V	Forestville, Md. (Suitland HS)
15	Brad Craddock	PK/P	6-0	185	Jr.	2V	Adelaide, Australia (Tabor Christian College)
16	C.J. Brown	QB	6-3	218	Gr.	2V	Cranberry Twp., Pa. (Seneca Valley HS)
17	Josh Woods	DB	6-1	190	Fr.	HS	Baltimore, Md. (McDonogh School)
18	Nathan Renfro	P/PK	6-1	205	Jr.	2V	Brentwood, Tenn. (Brentwood Academy)
19	A.J. Hendy	DB	6-0	200	Sr.	3V	Bowie, Md. (Bowie HS)
20	Anthony Nixon	DB	6-1	200	Jr.	2V	Pittsburgh, Pa. (Central Catholic HS)
21	Sean Davis	DB	6-1	200	Jr.	2V	Washington, D.C. (Maret School)
22	Zach Dancel	DB	6-0	205	Jr.	1V	Ellicott City, Md. (Good Counsel HS/New Mexico)
23	Jermaine Carter, Jr.	LB	6-0	240	Fr.	RS	Fort Washington, Md. (Friendship Collegiate)
24 (d)	Daniel Ezeagwu	DB	6-0	205	Fr.	HS	Stafford, Va. (Colonial Forge HS)
24 (d)	J.T. Ventura	DB	6-1	200	Fr.	RS	Holidaysburg, Pa. (Holidaysburg Area HS)
25	Antwaine Carter	DB	6-1	180	Fr.	HS	Waldorf, Md. (Westlake HS)
26	Undray Clark	DB	5-9	195	Jr.	SQ	Miami, Fla. (Felix Varela HS)
27	Alvin Hill	DB	5-11	195	Jr.	1V	Locaust Grove, Ga. (Luella HS)
29 (d)	Joe Riddle	RB	6-0	210	So.	1V	Frederick, Md. (Linganore HS)
29 (d)	Michael Tart	PK/P	6-2	200	Sr.	1V	Charlotte, N.C. (Mallard Creek HS)
30	Kenneth Goins, Jr.	RB	5-9	233	So.	1V	Baltimore, Md. (Gilman School)
31	Nnamdi Egbuaba	LB	6-0	216	Fr.	HS	Baltimore, Md. (St. Frances Academy)
32	Jarrett Ross	DB	5-9	205	So.	1V	Newark, Del. (Charter School of Wilmington)
33 (d)	Andrew Stefanelli	RB	5-10	230	So.	SQ	Rockville, Md. (Good Counsel HS/Temple)
33 (d)	Michael Washington	DB	5-9	180	Sr.	SQ	Capitol Heights, Md. (DeMatha Catholic HS)
34	Jacquille Veii	WR	5-9	187	So.	1V	Gaithersburg, Md. (The Avalon School)
35	Alex Twine	LB	6-0	235	Sr.	3V	Gaithersburg, Md. (Quince Orchard HS)
36	Elvis Dennah	DB	6-2	210	Fr.	RS	Lanham, Md. (Annapolis Area Christian School)
37	Avery Thompson	LB	6-2	230	Jr.	2V	Chesapeake, Va. (Grassfield HS)
38 (d)	Rashid Conteh	DB	5-11	185	Sr.	1V	Alexandria, Va. (Williams HS/Oklahoma State)
38 (d)	Lee Shrader	P	6-1	180	Fr.	HS	Newport News, Va. (Warwick HS)
39	Cavon Walker	LB	6-2	240	So.	1V	Washington, D.C. (Friendship Collegiate)
40	Matt Robinson	LB	6-3	245	Sr.	3V	Columbia, Md. (Atholton HS)
41	Jesse Aniebonam	LB	6-3	240	Fr.	HS	Silver Spring, Md. (Good Counsel HS)
42 (d)	Brock Dean	LB	6-0	225	So.	SQ	Harrisburg, Pa. (Bishop McDevitt HS)
42 (d)	Tehuti Miles	RB	5-10	205	So.	SQ	Hammonton, N.J. (Hammonton HS)
43	Jalen Brooks	LB	6-1	230	Fr.	RS	Suwanee, Ga. (Gwinnett HS)
44	Andrew Isaacs	TE	6-2	245	So.	1V	Manchester, Conn. (Manchester HS)
45	Brandon Ross	RB	5-10	210	Jr.	1V	Newark, Del. (Charter School of Wilmington)
46	Abner Logan	LB	6-1	240	So.	1V	Cambridge, Mass. (Dexter School)
47	Cole Farrand	LB	6-3	245	Sr.	3V	Green Pond, N.J. (Pope John XXIII HS)
48	Derrick Hayward	TE	6-5	235	Fr.	RS	Salisbury, Md. (Wicomico HS)
49 (d)	Tyler Cierski	RB	5-11	280	Sr.	2V	Dacula, Ga. (Mill Creek HS)
49 (d)	Ruben Franco	DL	6-5	260	So.	RS	Montgomery, Texas (Montgomery HS)
50	Evan Mulrooney	OL	6-4	295	Jr.	2V	Wilmington, Del. (Salesianum HS)
51	Yannik Cudjoe-Virgil	LB	6-2	250	Sr.	1V	Baltimore, Md. (Towson HS/Seton Hill University)
52	Malik Jones	DL	6-4	265	Fr.	RS	Baltimore, Md. (Paul L. Dunbar HS)

ALPHABETICAL ROSTER

No.	Name	Pos.
80	Adams, Daniel	WR
56 (d)	Adams, Nate	LS
73	Agarwa, Banks	OL
68	Altamirano, Silvano	OL
41	Aniebonam, Jesse	LB
3 (d)	Barry-Pollock, Milan	DB
91	Bowers, Keith	DL
90	Braglio, Roman	DL
43	Brooks, Jalen	LB
16	Brown, C.J.	QB
4 (d)	Brown, Wes	RB
9	Burke, Tyler	LB
92	Burkett, Chandler	LB
59	Carpenter, Christian	LS
25	Carter, Antwaine	DB
23	Carter, Jr., Jermaine	LB
70	Christie, Sean	OL
49 (d)	Cierski, Tyler	RB
26	Clark, Undray	DB
2 (d)	Cockerille, Shane	QB
2 (d)	Collins, Milan	DB
65	Conaboy, Sal	OL
38 (d)	Conteh, Rashid	DB
11 (d)	Conyers, Denzel	DB
15	Craddock, Brad	PK/P
51	Cudjoe-Virgil, Yannik	LB
83	Culmer, Malcolm	WR
22	Dancel, Zach	DB
21	Davis, Sean	DB
42 (d)	Dean, Brock	LB
36	Dennah, Elvis	DB
1	Diggs, Stefon	WR
55	Doyle, Ryan	OL
54	Dulaney, JaJuan	OL
76	Dunn, Michael	OL
31	Egbuaba, Nnamdi	LB
84	Etta-Tawo, Amba	WR
24 (d)	Ezeagwu, Daniel	DB
47	Farrand, Cole	LB
49 (d)	Franco, Ruben	DL
88	Gallo, P.J.	TE
56 (d)	Gillespie, Matt	LB
30	Goins, Jr., Kenneth	RB
53	Goree, L.A.	LB
86	Gray, Andrew	TE
75	Gray, Derwin	OL
3 (d)	Greene, Adam	PK
60	Grommer, Stephen	OL
48	Hayward, Derrick	TE
19	Hendy, A.J.	DB
27	Hill, Alvin	DB
11 (d)	Hills, Perry	QB
44	Isaacs, Andrew	TE
8	Jacobs, Levern	WR
12	Jacobs, Taivon	WR
99	Jefferson, Quinton	DL
14	Johnson, Jeremiah	DB
52	Jones, Malik	DL
97	Kilgo, Darius	DL
96	Kulka, Brett	DL
13	Lane, DeAndre	WR
82	Leak, Marcus	WR
4 (d)	Likely, William	DB

2014 MARYLAND FOOTBALL

No.	Name	Pos.	No.	Name	Pos.	Ht.	Wt.	Cl.	Exp.	Hometown (High School/Last School)
46	Logan, Abner	LB	53	L.A. Goree	LB	6-2	245	Sr.	3V	Bowie, Md. (C.H. Flowers HS/Fork Union Military Academy)
6 (d)	Long, Deon	WR	54	Jajuan Dulaney	OL	6-2	295	Fr.	RS	Powder Springs, Ga. (McEachern HS)
69	Marchese, Joe	OL	55	Ryan Doyle	OL	6-4	300	Jr.	1V	Wake Forest, N.C. (Wake Forest-Rolesville HS)
87	McMahon, Brian	TE	56 (d)	Nate Adams	LS	6-2	220	Fr.	HS	Phoenix, Ariz. (Greenway HS)
42 (d)	Miles, Tehuti	RB	56 (d)	Matt Gillespie	LB	6-1	240	Fr.	HS	Towson, Md. (Loyola Blakefield)
63	Minter, Mike	OL	57	Kingsley Opara	DL	6-3	290	Fr.	RS	Jacksonville, Fla. (Mandarin HS)
93	Monroe, Andre	DL	58	Damian Prince	OL	6-3	320	Fr.	HS	Washington, D.C. (Bishop McNamara HS)
64	Moore, Brendan	OL	59	Christian Carpenter	LS	5-11	220	So.	1V	Brentwood, Tenn. (Brentwood Academy)
6 (d)	Morton, Zac	RB	60	Stephen Grommer	OL	6-4	295	Jr.	SQ	Spartanburg, S.C. (Spartanburg HS)
50	Mulrooney, Evan	OL	61	Jake Wheeler	OL	6-7	310	Sr.	2V	Hollywood, Fla. (American Heritage HS)
98	Murphy, Clarence	LB	63	Mike Minter	OL	6-3	300	Fr.	RS	Severna Park, Md. (Severna Park HS)
77	Myers, Spencer	DL	64	Brendan Moore	OL	6-3	280	Fr.	HS	Austin, Texas (Westwood HS)
7 (d)	Ngakoue, Yannick	LB	65	Sal Conaboy	OL	6-3	295	Sr.	3V	Clarks Summit, Pa. (Abington Heights HS)
20	Nixon, Anthony	DB	66	Andrew Zeller	OL	6-4	300	Jr.	2V	Red Lion, Pa. (Red Lion Senior HS)
57	Opara, Kingsley	DL	67	David Shaw	DL	6-4	290	Fr.	HS	Spring Grove, Pa. (Spring Grove HS)
58	Prince, Damian	OL	68	Silvano Altamirano	OL	6-2	290	Sr.	SQ	San Diego, Calif. (Mt. Carmel HS/San Diego Mesa College)
5	Reid, Albert	RB	69	Joe Marchese	OL	6-3	275	Fr.	RS	Vernon Hills, Ill. (Adlai E. Stevenson HS)
18	Renfro, Nathan	P/PK	70	Sean Christie	OL	6-4	310	Fr.	HS	Medford, N.Y. (Patchogue-Medford HS)
29 (d)	Riddle, Joe	RB	71	Michael Schmitt	OL	6-3	245	Sr.	SQ	Bel Air, Md. (Bel Air HS)
40	Robinson, Matt	LB	73	Banks Agarwa	OL	6-5	235	Fr.	HS	Greenbelt, Md. (Eleanor Roosevelt HS)
89	Roca, Eric	TE	75	Derwin Gray	OL	6-5	300	Fr.	HS	Washington, D.C. (Friendship Collegiate/Fork Union Military Academy)
45	Ross, Brandon	RB	76	Michael Dunn	OL	6-5	300	So.	1V	Bethesda, Md. (Whitman HS)
32	Ross, Jarrett	DB	77	Spencer Myers	DL	6-4	275	Sr.	SQ	Selinsgrove, Pa. (Selinsgrove HS)
7 (d)	Rowe, Caleb	QB	78	Ty Tucker	DL	6-2	260	So.	SQ	Walkersville, Md. (Walkersville HS)
71	Schmit, Michael	OL	79	Maurice Shelton	OL	6-3	290	So.	SQ	Greenbelt, Md. (Eleanor Roosevelt HS)
67	Shaw, David	DL	80	Daniel Adams	WR	6-2	210	Jr.	SQ	Washington, D.C. (Northwestern HS/New Mexico)
79	Shelton, Maurice	OL	81	Juwann Winfree	WR	6-2	195	Fr.	HS	Englewood, N.J. (Dwight Morrow HS)
38 (d)	Shrader, Lee	P	82	Marcus Leak	WR	6-0	210	Jr.	1V	Charlotte, N.C. (Parkwood HS)
33 (d)	Stefanelli, Andrew	RB	83	Malcolm Culmer	WR	5-11	185	So.	1V	Willingboro, N.J. (Willingboro HS)
29 (d)	Tart, Michael	PK/P	84	Amba Etta-Tawo	WR	6-1	200	So.	1V	Powder Springs, Ga. (McEachern HS)
37	Thompson, Avery	LB	86	Andrew Gray	TE	6-2	235	Fr.	HS	Chardon, Ohio (Chardon HS)
78	Tucker, Ty	DL	87	Brian McMahon	TE	6-3	240	So.	SQ	Columbia, Md. (Atholton HS)
35	Twine, Alex	LB	88	P.J. Gallo	TE	6-2	250	So.	1V	Holland, Pa. (Council Rock HS South)
95	Ukandu, Azubuike	DL	89	Eric Roca	TE	6-2	240	Fr.	RS	San Juan, Puerto Rico (St. John's School)
10	Ulmer, Will	WR	90	Roman Braglio	DL	6-2	265	So.	1V	Owings Mills, Md. (McDonogh HS)
34	Veii, Jacquille	WR	91	Keith Bowers	DL	6-1	285	Sr.	3V	West Palm Beach, Fla. (T. Dwyer HS)
24 (d)	Ventura, J.T.	DB	92	Chandler Burkett	LB	6-3	240	Fr.	RS	Panama City, Fla. (Bozeman HS)
39	Walker, Cavon	LB	93	Andre Monroe	DL	5-11	282	Sr.	2V	Upper Marlboro, Md. (St. John's College HS)
33 (d)	Washington, Michael	DB	95	Azubuike Ukandu	DL	6-0	300	So.	SQ	Towson, Md. (Towson HS)
61	Wheeler, Jake	OL	96	Brett Kulka	DL	6-4	240	Fr.	HS	Edinboro, Pa. (General McLane HS)
81	Winfree, Juwann	WR	97	Darius Kilgo	DL	6-3	310	Sr.	2V	Charlotte, N.C. (Weddington HS)
17	Woods, Josh	DB	98	Clarence Murphy	LB	6-2	250	Sr.	SQ	Hollywood, Fla. (Hollywood Hills HS)
66	Zeller, Andrew	OL	99	Quinton Jefferson	DL	6-3	285	Jr.	2V	Pittsburgh, Pa. (Woodland Hills HS)

Key: (d) indicates duplicate number; RS indicates redshirted in 2013; SQ indicates has been eligible to play at least one season, but has not earned a letter; HS indicates high school; TR indicates transfer

Pronunciation Guide

Player	Pronunciation	Player	Pronunciation	Coach	Pronunciation
Silvano Altamirano	all-TA-muh-rah-no	Daniel Ezeagwu	EZZ-a-gow-wu	Greg Studrawa	STU-draw-uh
Jesse Aniebonam	ANN-e-bon-um	Cole Farrand	faa-RAND		
Antwaine Carter	Antoine	L.A. Goree	GORE-ee		
Tyler Cierski	SEAR-ski	Yannick Ngakoue	IN-gah-kway		
Udray Clark	UN-dray	Kingsley Opara	O-par-ah		
Rashid Conteh	con-TEE	Azubuike Ukandu	oz-ah-BOO-key u-CAN-do		
Nnamdi Egbuaba	e-GUA-ba	Jacquille Veii	ja-KEEL VAY		
Amba Etta-Tawo	AUM-buh eh-TA TAH-wa	Cavon Walker	SAY-von		



RANDY EDSALL

Head Coach

Syracuse '80 • Fourth Year at Maryland

Randy Edsall enters his fourth season as head football coach at the University of Maryland, leading a program that continues to make great strides both on and off the field.

Edsall was named the 34th coach in Maryland football history in January 2011. Since taking over, Edsall and his staff have placed a strong emphasis on recruiting the local Maryland/Washington, D.C. market, which is heavily recruited by schools across the nation and is considered a football hotbed. The result of this focus was the signing of 63 athletes, 33 from the area, since 2012. Edsall and his staff have recruited classes ranked in the top 35 nationally by Rivals.com in two of the last three years, including the 31st overall in 2013.

"Randy Edsall is an excellent football coach. He teaches and believes in the physical nature of the game. He is a great recruiter and his success at Connecticut earned his program compliments and recognition from college football's finest coaches. Randy is a very positive thinking person, and perhaps his greatest attribute is his persistence. He will persevere and he will win at Maryland and he will do it the right way!"
- Tom Coughlin, NY Giants head coach

In addition, under Edsall's command the football program's Athletic Progress Rate (APR) has reached all-time highs. The football team's APR, which measures eligibility and retention, increased its multi-year score from 922 (2009-2010) to 950 (2012-2013) and its single-year score from 905 to 977. Both of which are program bests since the APR's inception in 2003.

The Maryland program continued its ascent in 2013 totaling seven victories and earning its first bowl appearance since 2010 (2013 Military Bowl). Offensively, the Terps passed for over 3,000 yards for only the fourth time in program history and the first time since 1994. Additionally, Maryland totaled over 500 yards of offense in its first three games, the first time that has happened since 1983.

On the defensive side of the ball, the Terps attacked opposing offenses and tied for third in the ACC in sacks (37) and averaged 2.85 sacks per game, tied for the 18th most in the nation. The unit also excelled on third down holding opponents to a 34.2 conversion rate, which was the 21st-best mark nationally.

Prior to coming to College Park, Edsall, a native of nearby Glen Rock, Pa, spent 12 seasons coaching the University of Connecticut Huskies where he took the program from FCS (formerly I-AA) to five bowl games, including a BCS bowl. The 2010 Big East Coach of the Year led the Huskies to a 33-19 record over his last four seasons there, including two bowl victories with his leadership resulting in UConn being the first program ever to go from FBS newcomer to BCS bowl participant in just seven seasons.

Edsall departed UConn as the school's all-time leader in career wins (74) and most games coached (144). He was a two-time recipient of the prestigious Bowl Championship Division Head Coach of the Year in New England by the Gridiron Club of Greater Boston (2007, 2010).

During his tenure at UConn, the Huskies finished in the top-20 nationally for total offense twice (2003, 2004) and total defense three

times (2002, 2005, 2008). Under Edsall's guidance Connecticut defeated teams from the ACC, Big Ten, Big East, Big 12, Conference USA and the SEC.

In 2007, as Edsall continued to grow the program to prominence, the Huskies earned their first-ever national rankings peaking at No. 13 in the BCS standings in November. That year, they became just the second Big East team ever to go 7-0 at home and defeat three teams at home that were ranked in the top-10 during the season.

Off the field, just as he is doing at Maryland, Edsall's teams were strong in the classroom as well. In 2007, 2008 and 2009, UConn was recognized by the American Football Coaches Association for its high graduation rate. In 2003, UConn was the only public Division I-A school to graduate at least 90 percent of its football players and in 2005, it was one of only eight schools to both graduate 70 percent and win a bowl game.

When Edsall was named the head coach at Connecticut on December 21, 1998 he brought 19 years of coaching experience with him. He earned the job at Connecticut after a year as the defensive coordinator at Georgia Tech where the 14th-ranked Yellow Jackets went 9-2.

Prior to his season at Georgia Tech, Edsall spent three seasons under two-time Super Bowl Champion coach Tom Coughlin as the secondary coach for the NFL's Jacksonville Jaguars. During his time in Jacksonville, the expansion Jaguars reached the playoffs twice, including a berth in the 1996 AFC Championship Game.

Edsall began his coaching career in 1980 at his alma mater, Syracuse University. The former quarterback at Syracuse started as a graduate assistant (1980-82) before joining the staff in 1983 overseeing the running backs under head coach Dick MacPherson. Edsall oversaw the running backs for three years (1983-84 and 1986) and oversaw the tight ends in 1985 before making the switch to defense.

He coached the Syracuse defensive backs from 1987-90 and during that time the Orangemen were ranked among the Division I-A leaders in pass defense. After the 1990 season, Tom Coughlin, then coach of Boston College, hired Edsall to coach the defensive backs at BC.

Edsall was a three-year letter winner in football, basketball and baseball at Susquehannock High School (Pa.) and was an all-state selection in all three sports as a senior, which led to induction into the York Area Sports Hall of Fame.

At Syracuse, he earned a bachelor's degree in physical education in 1980 and a master's degree in health and physical education in 1982.

Edsall and his wife, Eileen met at Syracuse University where she was a basketball and volleyball standout who was later inducted into the Syracuse University Hall of Fame. They have a daughter, Alexi and a son, Corey.

The Edsall File

Full Name	Randy Douglas Edsall
Date of Birth	August 27, 1958
Hometown	Glen Rock, Pa.
Alma Mater	Syracuse, '80
Family	Wife, Eileen; ... Daughter, Alexi; Son, Corey
Playing Experience	Quarterback at Syracuse
Years in Coaching (College)	35 (31)

Coaching Experience

Maryland

2011- Head Coach

Connecticut

1999-2010 Head Coach

Georgia Tech

1998 Assistant Coach - Defensive Coordinator/Defensive Backs

Jacksonville Jaguars (NFL)

1994-97 Assistant Coach - Defensive Backs

Boston College

1991-93 Assistant Coach - Defensive Backs

Syracuse

1989-90	Assistant Coach - Recruiting Coordinator/Defensive Backs
1987-88	Assistant Coach - Defensive Backs
1986	Assistant Coach - Running Backs
1985	Assistant Coach - Tight Ends
1983-84	Assistant Coach - Running Backs
1980-82	Graduate Assistant

THE BIG TEN CONFERENCE 2014 STANDINGS

EAST DIVISION	BIG TEN						OVERALL						Nu	Div.	Streak
	W	L	For	Opp	Hm	Rd	W	L	For	Opp	Hm	Rd			
Penn State	1	0	13	10	0-0	1-0	4	0	108	44	2-0	1-0	1-0	1-0	W4
Maryland	0	0	0	0	0-0	0-0	3	1	147	84	1-1	2-0	0-0	0-0	W1
Michigan State	0	0	0	0	0-0	0-0	2	1	145	67	2-0	0-1	0-0	0-0	W2
Ohio State	0	0	0	0	0-0	0-0	2	1	121	52	1-1	0-0	1-0	0-0	W1
Indiana	0	0	0	0	0-0	0-0	2	1	101	82	1-0	1-1	0-0	0-0	W1
Michigan	0	0	0	0	0-0	0-0	2	2	96	81	2-1	0-1	0-0	0-0	L2
Rutgers	0	1	10	13	0-1	0-0	3	1	120	100	1-1	2-0	0-0	0-1	W1

WEST DIVISION	W	L	For	Opp	Hm	Rd	W	L	For	Opp	Hm	Rd	Nu	Div.	Streak
Nebraska	0	0	0	0	0-0	0-0	4	0	182	81	3-0	1-0	0-0	0-0	W4
Illinois	0	0	0	0	0-0	0-0	3	1	89	95	2-0	0-1	0-0	0-0	W1
Minnesota	0	0	0	0	0-0	0-0	3	1	108	81	3-0	0-1	0-0	0-0	W1
Iowa	0	0	0	0	0-0	0-0	3	1	89	76	2-1	1-0	0-0	0-0	W1
Wisconsin	0	0	0	0	0-0	0-0	2	1	129	48	2-0	0-0	0-1	0-0	W2
Purdue	0	0	0	0	0-0	0-0	2	2	109	115	2-1	0-0	0-0	0-0	W1
Northwestern	0	0	0	0	0-0	0-0	1	2	63	61	1-2	0-0	0-0	0-0	W1

THIS WEEK IN THE BIG TEN



WEEK 5 SCHEDULE

Saturday, September 27

Wyoming at Michigan State (ESPN2)Noon
Northwestern at Penn State (BTN)Noon
Iowa at Purdue (BTN)Noon
Tulane at Rutgers (ESPNNews)Noon
USF at Wisconsin (ESPNU)Noon
Maryland at Indiana (BTN)1:30 p.m.
Minnesota at Michigan (ABC/ESPN2)3:30 p.m.
Cincinnati at Ohio State (BTN)6 p.m.
Illinois at Nebraska (BTN)9 p.m.

2014 MARYLAND BIG TEN PLAYERS OF THE WEEK

William LikelyDefensive Player of the Week (Week 4)



MARYLAND'S RECORD WHEN...

MD's Record In...

September3-1
October0-0
November0-0

MD's Conference Record...

At home0-0
On the road0-0
Neutral0-0

MD's Non-Conference Record...

At home1-1
On the road2-0
Neutral0-0

MD vs. Ranked Teams...

At home0-0
On the road0-0
Neutral0-0

MD's Record in Games...

Decided by 1-3 points0-1
4-7 points1-0
8-10 points0-0
11-19 points1-0
20-29 points0-0
30+ points1-0

MD's Record When Scoring...

10 or fewer points0-0
11-19 points0-0
20-29 points1-0
30+ points2-1

MD's Record When Allowing...

10 or fewer points1-0
11-19 points1-0
20-29 points1-0
30+ points0-1

MD's Record in Games...

During the day3-1
At night0-0
Scoring first2-0
Opponent scores first1-1
Leading after the 1st quarter3-0
Trailing after the 1st quarter0-1
Tied after the 1st quarter0-0
Leading at halftime2-0
Trailing at halftime1-1
Tied at halftime0-0
Leading after the 3rd quarter2-0
Trailing after the 3rd quarter1-1
Tied after the 3rd quarter0-0
In overtime0-0

MD's Record When...

100-yard rusher0-1
100-yard receiver0-1
300-yard passer0-0
Less than 300 yards total offense0-0
300-399 yards total offense2-0
400-499 yards total offense1-1
500+ yards total offense0-0
Committing fewer turnovers2-1
Committing more turnovers1-0
Turnovers are equal0-0
No turnovers committed0-0

MD's Record When Allowing...

100-yard rusher1-0
100-yard receiver0-1
300-yard passer0-1
Less than 300 yards total offense1-0
300-399 yards total offense1-0
400-499 yards total offense0-0
500+ yards total offense1-1

The Last Time ...

Kickoff Returned for TD

Maryland – Stefon Diggs (99 yards) at North Carolina, 11-24-12
Opponent – Sammy Watkins (89 yards) vs. Clemson, 10-15-11

Blocked Punt Returned for TD

Maryland – Avery Thompson (0 yards) at USF, 09-06-14
Opponent – David Carter (10 yards), W. Virginia, 09-19-98

Punt Returned for TD

Maryland – William Likely (69 yards) vs. West Virginia, 9-13-14
Opponent – Nick Williams (58 yards) vs. Connecticut, 09-17-12

Interception Returned for TD

Maryland – William Likely (88 yards) at Syracuse, 09-20-14
Opponent – C.J. Wilson (59 yards), NC State, 11-26-11

Two Interceptions Returned for TD

Maryland – Ryan Donohue (25 yards), Kenny Tate (8 yards), vs. Wake Forest, 10-30-10
Opponent – N/A

Fumble Returned for TD

Maryland – Dexter McDougle (66 yards), NC State, 11-26-11
Opponent – Auggie Sanchez (21 yards), USF, 09-06-14

Recorded a Safety

Maryland – at Connecticut, 09-14-13 (M. Whitfield forces intentional grounding on Connecticut quarterback Chandler Whitmer)
Opponent – West Virginia, 9-13-14 (Blocked punt rolled through the back of the end zone)

Blocked a Punt

Maryland – Anthony Nixon at Syracuse, 09-20-14
Opponent – Jarrod Harper, West Virginia, 09-13-14

Blocked Two Punts

Maryland – LaQuan Williams and Nick Peterson vs. Wake Forest, 10-30-10
Opponent – N/A

Blocked a Field Goal

Maryland – Darius Kilgo vs. West Virginia, 9-13-14
Opponent – Markus Kuhn, NC State, 11-26-11

Blocked a PAT

Maryland – Marcus Whitfield vs. Boston College, 11-23-13
Opponent – Antoni Allison, East Carolina, 12-29-10

Player Passed for 6 TDs

Maryland – None
Opponent – Chris Weinke (6, 5, 6, 30, 26, 28), at Florida State, 11-13-99

Player Scored 5 TDs

Maryland – Bob Shemonski (22 rush, 26 rush, 82 PR, 4 rush, 8 rush) vs. Va. Tech, 11-07-50
Opponent – Bernard Pierce (1 rush, 9 rush, 4 rush, 44 rush, 13 rush) vs. Temple, 09-24-11

Player Passed for 5 TDs

Maryland – Scott Milanovich (5, 14, 27, 5, 12) vs. NC State, 11-5-94
Opponent – Jameis Winston (5, 8, 21, 12, 21), Florida State, 10-5-13

Player Scored 4 TDs

Maryland – D.J. Adams (1 rush, 1 rush, 1 rush, 4 rush) vs. East Carolina, 12-29-10
Opponent – Bernard Pierce (1 rush, 9 rush, 4 rush, 44 rush, 13 rush) vs. Temple, 09-24-11

Player Scored 4 Rushing TDs

Maryland – D.J. Adams (1, 1, 1, 4) vs. East Carolina, 12-29-10
Opponent – Bernard Pierce (1 rush, 9 rush, 4 rush, 44 rush, 13 rush) vs. Temple, 09-24-11

Player Passed for 4 TDs

Maryland – Danny O'Brien (11, 10, 12, 71), vs. NC State, 11-27-10
Opponent – Clint Trickett (43, 44, 36, 11), West Virginia, 9-13-14

Player Scored 3 TDs

Maryland – C.J. Brown (11 rush, 8 rush, 2 rush) vs. James Madison, 08-30-14
Opponent – Tavon Austin (44 rec., 24 rec., 34.) vs. West Virginia, 09-22-12

Player Scored 3 Rushing TDs

Maryland – C.J. Brown (11, 8, 2) vs. James Madison, 08-30-14
Opponent – Bernard Pierce (1 rush, 9 rush, 4 rush, 44 rush, 13 rush) vs. Temple, 09-24-11

Player Passed for 3 TDs

Maryland – Perry Hills (42, 12, 56) vs. West Virginia, 09-22-12
Opponent – Clint Trickett (43, 44, 36, 11), West Virginia, 9-13-14

Player Scored 3 Receiving TDs

Maryland – Torrey Smith (11, 10, 12, 71) vs. NC State, 11-27-10
Opponent – Tavon Austin (44, 24, 34) vs. West Virginia, 09-22-12

Three Players Scored 2 TDs

Maryland – Jermaine Lewis (5 rec, 27 rec), Mancel Johnson (14 rec, 12 rec), Geroy Simon (94 KOR, 5 rec) vs. NC State, 11-05-94
Opponent – Kelvin Benjamin (1 rush, 17 rush), Nick O'Leary (8 rec., 12 rec.), Karlos Williams (1 run, 17 run), Florida State, 10-05-13

Two Players Scored 2 TDs

Maryland – D.J. Adams (1 rush, 1 rush, 4 rush), Da'Rel Scott (61 rush, 91 rush) vs. East Carolina, 12-29-10
Opponent – Andre Ellington (3 rush, 44 rush), Sammy Watkins (13 rec., 15 rec., 89 kickoff return) vs. Clemson 10-15-11

Touchdown Pass By a Non-Quarterback

Maryland – Stefon Diggs, 8-yarder to Matt Furstenburg, at North Carolina, 11-24-12
Opponent – Michael Campanaro, 4-yarder to Tanner Price, Wake Forest, 10-19-13

50-Yd. Field Goal

Maryland – Brad Craddock (50 yards) vs. West Virginia, 09-21-13
Opponent – Nate Freese (52 yards), Boston College, 11-23-13

45-Yd. Field Goal

Maryland – Brad Craddock (46 yards) vs. West Virginia, 09-13-14
Opponent – Cole Murphy (49 yards), Syracuse, 09-20-14

Five Field Goals

Maryland – Dale Castro (45, 29, 18, 32, 42) vs. Mississippi State, 09-22-79
Opponent – Nicholas Setta (51, 32, 18, 46, 24), Notre Dame, 08-31-02

Four Field Goals

Maryland – Nick Ferrara (24, 29, 28, 32) vs. Miami, 09-05-11
Opponent – Chandler Catanzaro (31, 29, 25, 24), Clemson, 10-26-13

Three Field Goals

Maryland – Brad Craddock (46, 41, 30) vs. West Virginia, 9-13-14
Opponent – Nate Freese (22, 19, 52), Boston College, 11-23-13

Three Field Goals 40 Yards or More

Maryland – None
Opponent – None

Two Field Goals 45 Yards or More

Maryland – Brad Craddock (49, 52), vs. Wake Forest, 10-06-12
Opponent – Connor Barth (45, 45), North Carolina, 11-03-07

Two Field Goals 40 Yards or More

Maryland – Brad Craddock (46, 41) vs. West Virginia, 9-13-14
Opponent – Conor Barth (45, 45) North Carolina, 11-03-07

Four Field Goals 30 Yards or More

Maryland – Nick Novak (54, 34, 31, 48) vs. Duke, 10-11-03
Opponent – None

Three Field Goals 30 Yards or More

Maryland – Brad Craddock (46, 41, 30) vs. West Virginia, 9-13-14
Opponent – Connor Hughes (43, 39, 29, 36), Virginia, 10-01-05

Two-Point Conversion by Rush

Maryland – Davin Meggett vs. West Virginia, 09-17-11
Opponent – Drew Dudzik, James Madison, 09-12-09

Two-Point Conversion by Pass

Maryland – Chris Turner to Davin Meggett, at Wake Forest, 10-10-09
Opponent – Chandler Whitmer to Jeremy Davis, at Connecticut, 09-14-13

Missed PAT (kick)

Maryland – Brad Craddock vs. FIU, 08-31-13
Opponent – David Scully, Georgia Tech, 11-3-12

Defensive Extra-Point

Maryland – Anthony Nixon (98-yd. PAT return) vs. Boston College, 11-23-13
Opponent – L. Grant (100-yd. interception return), Duke, 10-26-96

40 Rushing Attempts

Maryland – Charlie Wysocki (50-217) at Duke, 10-25-80
Opponent – Montel Harris (41-142), Boston College, 11-28-09

30 Rushing Attempts

Maryland – Lance Ball (32-109), vs. Boston College, 11-10-07
Opponent – Andre Williams (32-263), Boston College, 11-23-13

30 Rushing Attempts in One Half

Maryland – Charlie Wysocki (32) at Duke, 10-25-80

300 Rushing Yards

Maryland – LaMont Jordan (37-306) vs. Virginia, 11-20-99
Opponent – John Leach (46-329), Wake Forest, 11-20-93

200 Rushing Yards

Maryland – Da'Rel Scott (13-201) vs. East Carolina, 12-29-10
Opponent – Andre Williams (32-263), Boston College, 11-23-13

150 Rushing Yards

Maryland – C.J. Brown (18-161) vs. West Virginia, 09-13-14
Opponent – Terrel Hunt (23-156), Syracuse, 09-20-14

100 Rushing Yards

Maryland – C.J. Brown (18-161) vs. West Virginia, 9-13-14
Opponent – Terrel Hunt (23-156), Syracuse, 09-20-14

100 Rushing Yards by a Quarterback

Maryland – C.J. Brown (18-161) vs. West Virginia, 9-13-14
Opponent – Terrel Hunt (23-156), Syracuse, 09-20-14

Two Players with 100 Rushing Yards

Maryland – LaMont Jordan (135) and Brian Underwood (114) at Temple, 09-27-97
Opponent – Yvenson Bernard (177) and James Rodgers (115), Oregon State, 12-28-07

Three Players with 100 Rushing Yards

Maryland – Richard Jennings (136), Steve Atkins (126) and Jamie Franklin (105) vs. Virginia, 11-22-75

90-Yd. TD Run

Maryland – Da'Rel Scott (91) vs. East Carolina, 12-29-10

80-Yd. TD Run

Maryland – Da'Rel Scott (91) vs. East Carolina, 12-29-10

75-Yd. TD Run

Maryland – C.J. Brown (75) vs. West Virginia, 9-13-14

75-Yd. Non-Scoring Run

Maryland – Darrius Heyward-Bey (76), at Clemson, 09-27-08

50-Yd. Non-Scoring Run

Maryland – C.J. Brown (64) vs. FIU, 08-31-13
Opponent – Dreamius Smith (51), West Virginia, 09-21-13

50-Yd. TD Run

Maryland – C.J. Brown (75) vs. West Virginia, 9-13-14
Opponent – Andre Williams (72), Boston College, 11-23-13

50 Pass Attempts

Maryland – Danny O'Brien (34-52-3, 289, 1 TD) vs. West Virginia, 09-17-11
Opponent – Mike Glennon (35-55-1, 306, 5 TDs), NC State, 11-26-11

40 Pass Attempts

Maryland – C.J. Brown (21-40-2, 221) vs. Syracuse, 11-09-13
Opponent – Clint Trickett (37-49-1, 511, 4 TD), West Virginia, 9-13-14

35 Pass Attempts

Maryland – C.J. Brown (19-35-1, 241, 1 TD) vs. West Virginia, 9-13-14
Opponent – Clint Trickett (37-49-1, 511, 4 TD), West Virginia, 9-13-14

40 Pass Completions

Maryland – Scott Milanovich (46-62-1, 380, 1 TD) at Florida St., 11-18-95

30 Pass Completions

Maryland – Danny O'Brien (34-52-3, 289, 1 TD) vs. West Virginia, 09-17-11
Opponent – Clint Trickett (37-49-1, 511, 4 TD), West Virginia, 9-13-14

25 Pass Completions

Maryland – Danny O'Brien (34-52-3, 289, 1 TD) vs. West Virginia, 09-17-11
Opponent – Clint Trickett (37-49-1, 511, 4 TD), West Virginia, 9-13-14

400 Passing Yards

Maryland – N/A
Opponent – Clint Trickett (511), West Virginia, 9-13-14

400 Passing Yards

Maryland – Danny O'Brien (417) vs. NC State, 11-27-10
Opponent – Clint Trickett (511), West Virginia, 9-13-14

300 Passing Yards

Maryland – Caleb Rowe (332) vs. Virginia, 10-26-13
Opponent – Clint Trickett (511), West Virginia, 9-13-14

250 Yards Passing

Maryland – C.J. Brown (280) at Syracuse, 09-20-14
Opponent – Clint Trickett (511), West Virginia, 09-13-14

10 Receptions

Maryland – Stefon Diggs (11-152) vs. Boston College, 10-27-12
Opponent – Kevin White (13-216) and Mario Alford (11-131), West Virginia, 9-13-14

Two Players with 10 Receptions

Maryland – Walt Williams (11-84) and Geroy Simon (10-80) at Syracuse, 11-19-94
Opponent – Kevin White (13-216) and Mario Alford (11-131), West Virginia, 9-13-14

100 Receiving Yards

Maryland – Stefon Diggs (5-127) vs. West Virginia, 9-13-14
Opponent – Kevin White (13-216), West Virginia, 9-13-14

Two Players with 100 Receiving Yards

Maryland – Quintin McCree (7-117) and Kerry Boykins (6-101), vs. Virginia, 11-05-11
Opponent – Kevin White (13-216) and Mario Alford (11-131), West Virginia, 9-13-14

Player with 100 Rushing Yards and 100 Receiving Yards

Opponent – Mikell Simpson (Rushing: 16-119; Receiving: 13-152),
Virginia, 10-20-07

Three Players with 100 Receiving Yards

Maryland – Jason Kremus (119), Mancel Johnson (106) and Russ Weaver (105) at Wake Forest, 11-20-93
Opponent – Tavon Austin (11-122), Stedman Bailey (8-113) and Ivan McCartney (8-101), West Virginia, 09-17-11

200 Receiving Yards

Maryland – Torrey Smith (14-224), NC State, 11-27-10
Opponent – Kevin White (13-216), West Virginia, 9-13-14

90-Yard TD Reception

Maryland – C.J. Brown to Brandon Ross (90) at Syracuse, 09-20-14
Opponent – Shawn Halloran to Troy Stradford (90), Boston College, 10-11-86

80-Yard TD Reception

Maryland – C.J. Brown to Brandon Ross (90) at Syracuse, 09-20-14
Opponent – Josh Padrick to Samuel Smith (89), FIU, 09-23-06

75-Yard Non-Scoring Reception

Maryland – Caleb Rowe to Brandon Ross (77) vs. Virginia, 10-12-13
Opponent – C. Randolph to Jax Landfried (78), Wake Forest, 12-30-02

75-Yard TD Reception

Maryland – C.J. Brown to Brandon Ross (90) at Syracuse, 09-20-14
Opponent – Chandler Whitmer to Shakim Phillips (75), Connecticut, 09-13-14

50-Yard Non-Scoring Reception

Maryland – Caleb Rowe to Brandon Ross (77) vs. Virginia, 10-12-13
Opponent – Terrel Hunt to Jarrod West (51), Syracuse, 09-20-14

50-Yard TD Reception

Maryland – C.J. Brown to Brandon Ross (90) at Syracuse, 09-20-14
Opponent – Chase Rettig to Alex Amidon (74), Boston College, 11-23-13

Player Recorded 15 or More Tackles

Maryland – Cole Farrand (23) vs. Clemson, 10-26-13
Opponent – Danzel White (15), Towson, 10-01-11

Player Recorded 20 or More Tackles

Maryland – Cole Farrand (23) vs. Clemson, 10-26-13
Opponent – N/A

Player Recorded 3.0 or More Sacks

Maryland – Andre Monre (3.0) at Virginia Tech, 11-16-13
Opponent – Jeremiah Attaochu (3.0) vs. Georgia Tech, 11-3-12

Player Recorded 2.0 or More Sacks

Maryland – Quinton Jefferson (2.0) at Virginia Tech, 11-16-13
Opponent – Nikita Whitlock (2.0), Wake Forest, 10-19-13

Team Gained 300 Rushing Yards

Maryland – vs. Old Dominion (312), 09-07-13
Opponent – Syracuse (370), 09-20-14

Team Gained 400 Rushing Yards

Maryland – vs. Virginia (445), 11-20-99
Opponent – Navy (412), 09-06-10

Team Failed to Gain 100 Rushing Yards

Maryland – at Syracuse (89), 09-20-14
Opponent – USF (83), 09-06-14

Team Failed to Gain 50 Rushing Yards

Maryland – at Wake Forest (59), 10-19-13
Opponent – Wake Forest (47), 10-19-13

Team Failed to Gain 25 Rushing Yards

Maryland – vs. Virginia (-2), 10-13-12
Opponent – Boston College (8), 10-27-12

Team Gained 300 Passing Yards

Maryland – at Wake Forest (344), 10-19-13
Opponent – West Virginia (511), 9-13-14

Team Gained 400 Passing Yards

Maryland – vs. NC State, (417), 11-27-10
Opponent – West Virginia (511), 9-13-14

Team Gained 500 Passing Yards

Maryland – N/A
Opponent – West Virginia (511), 9-13-14

Team Failed to Gain 100 Passing Yards

Maryland – at Clemson (41), 11-10-12
Opponent – West Virginia (62), 09-21-13

Team Failed to Gain 50 Passing Yards

Maryland – at Clemson (41), 11-10-12
Opponent – Georgia Tech (31), 11-3-12

Team Gained 400 Yards of Total Offense

Maryland – vs. West Virginia (447), 09-13-14
Opponent – Syracuse (589), 09-20-14

Team Gained 500 Yards of Total Offense

Maryland – at Connecticut (501), 09-14-13
Opponent – Syracuse (589), 09-20-14

Team Gained 600 Yards of Total Offense

Maryland – at Duke (685), 09-25-04
Opponent – West Virginia (694), 9-13-14

Team Failed to Gain 200 Yards of Total Offense

Maryland – at Clemson (180), 11-10-12
Opponent – West Virginia (175), 09-21-13

Scored 50 Points or more

Maryland – vs. James Madison (52-7), 08-30-14
Opponent – Florida State (63-0), 10-05-13

Scored 50 Points or more (Conference Game)

Maryland – vs. Wake Forest (62-14), 10-30-10
Opponent – Florida State (63-0), 10-05-13

Shutout

Maryland – at Florida State (0-63), 10-05-13
Opponent – West Virginia (37-0), 09-21-13

Shutout (Conference Game)

Maryland – at Florida State (0-63), 10-05-13
Opponent – Wake Forest (26-0), 10-18-08

Terps Played in an Overtime Game

at Virginia Tech (W-1 OT, 27-24), 11-16-13
All-time record in overtime games, 5-3 (2-0 at home, 3-3 on the road)

Team Scored 28 Points or More In a Qtr

Maryland – vs. Wake Forest (28, 3rd Qtr.), 10-30-10
Opponent – NC State (35, 4th Qtr.), 11-26-11

Team Scored 21 Points or More In a Qtr

Maryland – vs. James Madison (21, 3rd Qtr.), 08-30-14
Opponent – Clemson (21, 4th Qtr.), 10-26-13

MARYLAND SINGLE GAME, SEASON & CAREER RECORDS

RUSHING RECORDS

Career Yards

1. LaMont Jordan, 1997-00	4,147
2. Charlie Wysocki, 1978-81	3,317
3. Steve Atkins, 1975-78	2,971
4. Lance Ball, 2004-07	2,487
5. Bruce Perry, 1999, 2001-03	2,424
6. Rick Badanjek, 1982-85	2,417
7. Davin Meggett, 2008-11	2,411
8. Da'Rel Scott, 2007-10	2,401
9. Louis Carter, 1972-74	2,266
10. Alvin Blount, 1983-86	2,158
11. Willie Joyner, 1980-83	2,140
12. Josh Allen, 2002-03, 2005-06	1,958
13. Billy Lovett, 1966-68	1,913
14. Ed Modzelewski, 1949-51	1,893
15. Mark Mason, 1990-93	1,807

Season Yards

1. LaMont Jordan (Jr.), 1999	1,632
2. Charlie Wysocki (Jr.), 1980	1,359
3. Steve Atkins (Sr.), 1978	1,261
4. Bruce Perry (So.), 2001	1,242
5. Chris Downs (Sr.), 2002	1,154
6. Charlie Wysocki (So.), 1979	1,140
7. Da'Rel Scott (So.), 2008	1,133
8. Willie Joyner (Jr.), 1982	1,039
9. Louis Carter (Sr.), 1974	991
10. Billy Lovett (Sr.), 1968	963
11. Art Seymore (So.), 1970	945
12. Josh Allen (So.), 2003	922
13. LaMont Jordan (Sr.), 2000	920
14. Willie Joyner (Sr.), 1983	908
15. LaMont Jordan (So.), 1998	906

Single-Game Yards

1. LaMont Jordan vs. Virginia, 1999	306
2. Bruce Perry vs. Wake Forest, 2001	276
3. Josh Allen vs. Virginia, 2003	257
4. Willie Joyner vs. No. Carolina, 1982	240
5. Bruce Perry vs. Wake Forest, 2003	237
George Scott vs. Villanova, 1977	237
7. LaMont Jordan vs. Duke, 1999	227
8. Charlie Wysocki vs. Louisville, 1979	222
9. Rick Badanjek vs. Virginia, 1984	217
10. Charlie Wysocki vs. Duke, 1980	216
11. Steve Atkins vs. Syracuse, 1976	215
12. Alvin Blount vs. Clemson, 1984	214
13. Louis Carter vs. Virginia, 1974	213
14. Chris Downs vs. Georgia Tech, 2002	212
15. Charlie Wysocki vs. Virginia, 1979	202

Career Touchdowns

1. Rick Badanjek, 1982-85	44
2. LaMont Jordan, 1997-2000	36
3. Steve Atkins, 1975-78	31
4. Lance Ball, 2004-07	26
Charlie Wysocki, 1978-81	26
6. Louis Carter, 1972-74	25
7. C.J. Brown, 2011-	21
Josh Allen, 2002-03, 2005-06	21
Ed Modzelewski, 1949-51	21
10. Keon Lattimore, 2004-07	19
Buddy Rodgers, 1994-97	19
12. Davin Meggett, 2008-11	18
Tommy Neal, 1983-86	18
Ed Vereb, 1953-55	18
Bob Shemonski, 1949-51	18
Da'Rel Scott, 2007-10	17
Bruce Perry, 1999, 2001-2003	17

Season Touchdowns

1. LaMont Jordan (Jr.), 1999	16
2. Rick Badanjek (Jr.), 1984	15
Bob Shemonski (Jr.), 1950	15
4. Louis Carter (Jr.), 1973	14
Ed Vereb (Sr.), 1955	14
6. Keon Lattimore (Sr.), 2007	13
Chris Downs (Sr.), 2002	13
8. C.J. Brown (Sr.), 2013	12
Lance Ball (Sr.), 2007	12
Rick Badanjek (Sr.), 1985	12
11. D.J. Adams (Fr.), 2010	11
LaMont Jordan (Sr.), 2000	11
Charlie Wysocki (Jr.), 1980	11
Ed Modzelewski (Sr.), 1951	11
Lu Gambino (Sr.), 1947	11

Single-Game Touchdowns

1. Bob Shemonski vs. Va. Tech, 1950	5
2. D.J. Adams vs. East Carolina, 2010	4
Chris Downs vs. North Carolina, 2002	4
LaMont Jordan vs. Clemson, 1999	4
Charlie Wysocki vs. Virginia, 1981	4
6. C.J. Brown vs. James Madison, 2014	3
C.J. Brown vs. NC State, 2013	3
D.J. Adams vs. Virginia, 2010	3
Lance Ball vs. Georgia Tech, 2007	3
Keon Lattimore vs. Villanova, 2007	3
Chris Downs vs. Georgia Tech, 2002	3
Bruce Perry vs. E. Michigan, 2001	3
LaMont Jordan vs. Middle Tennessee State, 2000	3
LaMont Jordan vs. Western Carolina, 1999	3
Rick Badanjek vs. No. Carolina, 1984	3
Rick Badanjek vs. NC State, 1984	3
John Nash vs. Wake Forest, 1982	3
Steve Atkins vs. Duke, 1978	3
George Scott vs. Villanova, 1977	3
Steve Atkins vs. Duke, 1977	3
Steve Atkins vs. Syracuse, 1977	3
Louis Carter vs. Clemson, 1973	3
Dennis O'Hara vs. Wake Forest, 1969	3
Dennis Condie vs. Virginia, 1960	3
Jim Joyce vs. Virginia, 1959	3
John Forbes vs. Miami, 1958	3

PASSING RECORDS

Career Completions

1. Scott Milanovich, 1992-95	650
2. Chris Turner, 2007-09	547
3. Boomer Esiason, 1981-83	461
4. Sam Hollenbach, 2003-06	417
5. Neil O'Donnell, 1987-89	387
6. Dan Henning, 1985-87	353
7. Brian Cummings, 1994-97	344
8. Danny O'Brien, 2010-11	342
9. Scott McBrien, 2002-03	335
10. C.J. Brown, 2011-	311
11. John Kaleo, 1991-92	305
12. Dick Shiner, 1961-63	287
13. Shaun Hill, 2000-01	270
Scott Zolak, 1988-90	270
15. Stan Gelbaugh, 1981-85	251

Season Completions

1. John Kaleo (Sr.), 1992	286
2. Scott Milanovich (So.), 1993	279
3. Scott Milanovich (Jr.), 1994	229
4. Scott Zolak (Sr.), 1990	225
5. Chris Turner (Jr.), 2008	214
6. Sam Hollenbach (Sr.), 2006	203
7. Shaun Hill (Sr.), 2001	197
8. Dan Henning (Jr.), 1986	196
9. Danny O'Brien (Fr.), 2010	192
Sam Hollenbach (Jr.), 2005	192
11. Chris Turner (Sr.), 2009	180
12. Boomer Esiason (Jr.), 1982	176
13. Scott McBrien (Sr.), 2003	173
14. C.J. Brown (Sr.), 2013	166
Stan Gelbaugh (Sr.), 1985	166

Single-Game Completions

1. Scott Milanovich vs. Florida St., 1995	46
2. Scott Milanovich vs. Wake Forest, 1993	37
3. Scott Milanovich vs. Syracuse, 1994	35
Scott Milanovich vs. W. Virginia, 1993	35
5. Danny O'Brien vs. W. Virginia, 2011	34
Scott Milanovich vs. No. Carolina, 1993	34
7. Danny O'Brien vs. NC State, 2010	33
Chris Turner vs. Boston College, 2008	33
9. Scott Milanovich vs. Wake Forest, 1995	32
Scott Milanovich vs. Virginia, 1994	32
Scott Milanovich vs. NC State, 1994	32
John Kaleo vs. Virginia, 1992	32
13. Danny O'Brien vs. Miami, 2011	31
John Kaleo vs. No. Carolina, 1992	31

MARYLAND SINGLE GAME, SEASON & CAREER RECORDS

Career Yards

1. Scott Milanovich, 1992-95	7,301
2. Chris Turner, 2007-09	6,543
3. Boomer Esiason, 1981-83	6,259
4. Scott McBrien, 2002-2003	5,169
5. Sam Hollenbach, 2003-06	5,139
6. Neil O'Donnell, 1987-89	4,989
7. Dan Henning, 1985-87	4,560
8. Danny O'Brien, 2010-11	4,086
9. Brian Cummings, 1994-97	4,080
10. C.J. Brown, 2011-	3,917
11. John Kaleo, 1991-92	3,660
12. Stan Gelbaugh, 1981-85	3,659
13. Dick Shiner, 1961-63	3,410
14. Bob Avellini, 1972-74	3,222
15. Shaun Hill, 2000-01	3,159
16. Scott Zolak, 1988-90	3,124

Season Yards

1. Scott Milanovich (So.), 1993	3,499
2. John Kaleo (Sr.), 1992	3,392
3. Dan Henning (Jr.), 1986	2,725
4. Scott McBrien (Sr.), 2003	2,672
5. Scott Zolak (Sr.), 1990	2,589
6. Sam Hollenbach (Jr.), 2005	2,539
7. Chris Turner (Jr.), 2008	2,516
8. Scott McBrien (Jr.), 2002	2,497
9. Stan Gelbaugh (Sr.), 1985	2,475
10. Danny O'Brien (Fr.) 2010	2,438
11. Scott Milanovich (Jr.), 1994	2,394
12. Shaun Hill (Sr.), 2001	2,380
13. Sam Hollenbach (Sr.), 2006	2,371
14. Boomer Esiason (Sr.), 1983	2,322
15. Boomer Esiason (Jr.), 1982	2,302
16. C.J. Brown (Sr.), 2013	2,242

Single-Game Yards

1. Scott Milanovich vs. Va. Tech, 1993	498
2. Scott Milanovich vs. W. Virginia, 1993	451
3. John Kaleo vs. Clemson, 1992	418
4. Danny O'Brien vs. NC State, 2010	417
5. Scott Milanovich vs. Wake Forest, 1993	416
6. John Kaleo vs. Pittsburgh, 1992	415
7. Scott Milanovich vs. Duke, 1993	414
8. Scott Milanovich vs. No. Carolina, 1993	405
John Kaleo vs. Wake Forest, 1992	405
10. Scott McBrien vs. West Virginia (Gator Bowl), 2004	381
11. Scott Milanovich vs. Florida St., 1995	380

Career Touchdowns

1. Scott Milanovich, 1992-95	49
2. Boomer Esiason, 1981-83	42
3. Scott McBrien, 2002-2003	34
4. Chris Turner, 2007-09	30
5. Danny O'Brien, 2010-11	29
6. Sam Hollenbach, 2003-06	28
7. C.J. Brown, 2011-	26
Neil O'Donnell, 1987-89	26
9. Dan Henning, 1985-87	24
Alan Pastrana, 1965-68	23
11. Brian Cummings, 1994-97	22
Jack Scarbath, 1950-52	22
Dick Shiner, 1961-63	21
14. Stan Gelbaugh, 1981-85	20
15. Shaun Hill, 2000-01	19

Season Touchdowns

1. Scott Milanovich (So.), 1993	26
2. Danny O'Brien (Fr.) 2010	22
3. Scott Milanovich (Jr.), 1994	20
4. Scott McBrien (Sr.), 2003	19
5. Boomer Esiason (Jr.), 1982	18
6. John Kaleo (Sr.), 1992	17
Alan Pastrana (Jr.), 1966	17
8. Sam Hollenbach (Sr.), 2006	15
Scott McBrien (Jr.), 2002	15
Dan Henning (Jr.), 1986	15
Stan Gelbaugh (Sr.), 1985	15
Boomer Esiason (Sr.), 1983	15
13. C.J. Brown (Sr.), 2013	13
Chris Turner (Jr.), 2008	13
Shaun Hill (Sr.), 2001	13
Sam Hollenbach (Jr.), 2005	13

Single-Game Touchdowns

1. Scott Milanovich vs. NC State, 1994	5
Scott Milanovich vs. Wake Forest, 1993	5
Scott Milanovich vs. W. Virginia, 1993	5
Scott Milanovich vs. No. Carolina, 1993	5
John Kaleo vs. Clemson, 1992	5
6. Danny O'Brien vs. NC State, 2010	4
Danny O'Brien vs. Wake Forest, 2010	4
Joel Statham vs. Duke, 2004	4
Scott McBrien vs. North Carolina, 2003	4
Scott Milanovich vs. Ga. Tech, 1994	4
Scott Milanovich vs. Va. Tech, 1993	4
Mark Manges vs. Villanova, 1975	4

RECEIVING RECORDS

Career Receptions

1. Jermaine Lewis, 1992-95	193
2. Geroy Simon, 1993-96	185
3. Torrey Smith, 2008-10	152
4. Darrius Heyward-Bey, 2006-08	138
5. Frank Wycheck, 1990-92	134
6. Russ Weaver, 1992-94	120
7. Guilian Gary, 1998-2001	113
8. Stefon Diggs, 2012-	111
9. Azizuddin Abdur-Ra'ooof, 1984-87	108
10. Barry Johnson, 1987-90	106
11. Ferrell Edmunds, 1984-87	101
Marcus Badgett, 1989-92	100
Frank Russell, 1972-74	100
14. Greg Hill, 1982-84	97
15. Mancel Johnson, 1993-96	94

Season Receptions

1. Geroy Simon (So.), 1994	77
2. Marcus Badgett (Sr.), 1992	75
3. Russ Weaver (Jr.), 1993	69
4. Torrey Smith (Jr.), 2010	67
5. Jermaine Lewis (Sr.), 1995	66
6. Torrey Smith (So.), 2009	61
7. Frank Wycheck (Fr.), 1990	58
8. Richie Harris (Sr.), 1992	56
9. Geroy Simon (Jr.), 1995	54
Stefon Diggs (Fr.), 2012	54
11. Jermaine Lewis (So.), 1993	52
Dan Prunzik (Sr.), 1992	52
13. Darrius Heyward-Bey (So.), 2007	51
Vernon Davis (Jr.), 2005	51
Allen Williams (Sr.), 1994	51
Greg Hill (Sr.), 1984	51

Single-Game Receptions

1. Geroy Simon vs. Florida St., 1995	16
2. Torrey Smith vs. NC State, 2010	14
Russ Weaver vs. Wake Forest, 1993	14
Frank Wycheck vs. Va. Tech, 1990	14
5. Jermaine Lewis vs. Ga. Tech, 1995	13
6. Frank Wycheck vs. NC State, 1990	12
7. Darrius Heyward-Bey vs. Wake Forest, 2008	11
Jermaine Lewis vs. NC State, 1995	11
Allen Williams vs. Syracuse, 1994	11
Geroy Simon vs. W. Virginia, 1994	11
Marcus Badgett vs. Wake Forest, 1992	11
Marcus Badgett vs. Pittsburgh, 1992	11
John Tice vs. Clemson, 1982	11
Stefon Diggs vs. Boston College, 2012	11

MARYLAND SINGLE GAME, SEASON & CAREER RECORDS

Career Yards

1. Jermaine Lewis, 1992-95	2,932
2. Torrey Smith, 2008-10	2,215
3. Darrius Heyward-Bey, 2006-08	2,089
4. Geroy Simon, 1993-96	2,059
5. Azizuddin Abdur-Ra'ouf, 1984-87	1,895
6. Marcus Badgett, 1989-92	1,748
7. Stefon Diggs, 2012-	1,721
Barry Johnson, 1987-90	1,721
Greg Hill, 1982-84	1,721
10. Ferrell Edmunds, 1984-87	1,641
11. Guilian Gary, 1998-2001	1,552
12. James Milling, 1984-87	1,446
13. Russell Davis, 1981-83	1,408
14. Vernon Davis, 2003-05	1,371
15. Frank Russell, 1972-74	1,344

Season Yards

1. Marcus Badgett (Sr.), 1992	1,240
2. Torrey Smith (Jr.), 2010	1,055
3. Jermaine Lewis (So.), 1993	957
4. Jermaine Lewis (Sr.), 1995	937
5. Geroy Simon (So.), 1994	891
6. Vernon Davis (Jr.), 2005	871
7. Stefon Diggs (Fr.), 2012	848
8. Torrey Smith (So.), 2009	824
9. Greg Hill (Sr.), 1984	820
10. Darrius Heyward-Bey, (So.), 2007	786
11. Guilian Gary (Sr.), 2001	727
12. Darrius Heyward-Bey (Fr.), 2006	694
13. Jermaine Lewis (Jr.), 1994	692
14. Barry Johnson (Jr.), 1989	689
15. Dan Prunzik (Sr.), 1992	680

Single-Game Yardage

1. Marcus Badgett vs. Pittsburgh, 1992	251
2. Jermaine Lewis vs. No. Carolina, 1993	250
3. Torrey Smith vs. NC State, 2010	224
4. James Milling vs. No. Carolina, 1986	220
5. Marcus Badgett vs. Duke, 1992	218
6. Jermaine Lewis vs. Duke, 1995	205
7. Jermaine Lewis vs. Ga. Tech, 1995	189
8. Russell Davis vs. Penn State, 1982	188
9. Marcus Badgett vs. Wake Forest, 1992	187
10. Marcus Badgett vs. Clemson, 1992	184
11. Greg Hill vs. Miami, 1984	182

Career Touchdowns

1. Jermaine Lewis, 1992-95	21
2. Torrey Smith, 2008-10	19
3. Greg Hill, 1982-84	18
4. Darrius Heyward-Bey, 2006-08	13
Guilian Gary, 1998-2001	13
6. Gary Collins, 1959-61	12
7. Marcus Badgett, 1989-92	11
Barry Johnson, 1987-90	11
9. Stefon Diggs, 2012-	10
Mancel Jonsson, 1993-96	10
Geroy Simon, 1993-96	10
Azizuddin Abdur-Ra'ouf, 1984-87	10
Ferrell Edmunds, 1984-87	10
Dan Bungori, 1971-73	10
15. Vernon Davis, 2003-05	9
Vernon Joines, 1985-88	9
Mike Lewis, 1979-82	9

Season Touchdowns

1. Torrey Smith (Jr.), 2010	12
2. Jermaine Lewis (Jr.), 1994	9
Marcus Badgett (Sr.), 1992	9
4. Dan Bungori (So.), 1971	8
5. Guilian Gary (Jr.), 2000	7
Jermaine Lewis (So.), 1993	7
Greg Hill (Jr.), 1983	7
Greg Hill (So.), 1982	7
Billy Van Heusen (Jr.), 1966	7
Darryl Hill (Jr.), 1963	7
11. Vernon Davis (Jr.), 2005	6
Latrez Harrison (Sr.), 2003	6
Guilian Gary (Sr.), 2001	6
Barry Johnson (Jr.), 1989	6
James Milling (Jr.), 1986	6
Don Ratliff (Sr.), 1972	6
Stefon Diggs (Fr.), 2012	6

Single-Game Touchdowns

1. Torrey Smith vs. NC State, 2010	4
2. Vernon Davis vs. Duke, 2004	3
Guilian Gary vs. Georgia Tech, 2000	3
Jermaine Lewis vs. W. Virginia, 1993	3
James Milling vs. No. Carolina, 1986	3
6. 37 players	2
(last time: Marcus Leak vs. USF, 9/6/2014)	

DEFENSIVE RECORDS

Career Tackles (since 1969)

1. Eric Wilson, 1981-84	481
2. E.J. Henderson, 1999-2002	473
3. Chuck Faucette, 1983-86	466
4. D'Qwell Jackson, 2002-05	447
5. Ratcliff Thomas, 1993-96	424
6. Eric Barton, 1995-98	417
7. Mike Jarmolowich, 1989-92	414
8. Brad Carr, 1974-77	386
9. Scott Saylor, 1987-89	382
10. Alex Wujciak, 2008-10	381
11. Bruce Palmer, 1976-78	351
12. Aaron Thompson, 1998-2001	348
13. Mike Corvino, 1979-82	347
14. Ted Klaube, 1975-77	344
15. Demetrius Hartsfield, 2009-12	338

Season Tackles (since 1969)

1. Neal Olkewicz (Sr.), 1978	188
2. Ted Klaube (Sr.), 1977	186
3. Eric Wilson (Jr.), 1983	178
4. E.J. Henderson (Sr.), 2002	175
5. Harry Walters (Jr.), 1974	173
6. Kevin Walker (Sr.), 1987	172
7. Eric Wilson (Sr.), 1984	160
8. Eric Barton (Sr.), 1998	159
Brian Matera (Sr.), 1979	159
10. Brad Carr (Jr.), 1976	157
11. Mike Jarmolowich (Jr.), 1991	153
12. Chuck Faucette (Sr.), 1986	151
Bruce Palmer (Sr.), 1978	151
14. E.J. Henderson (Jr.), 2001	150
15. Kevin Benson (Sr.), 1975	149

Career TFL (since 1974)

1. E.J. Henderson, 1999-02	62.5
2. Aaron Thompson, 1998-01	45
3. Charles Johnson, 1976-78	37
4. Mike Corvino, 1979-82	36
5. Eric Ogbogu, 1994-97	35.5
6. Randy Starks, 2001-03	34.0
7. Shawne Merriman, 2003-04	32.5
8. Al Wallace, 1993-96	32
Joe Vellano, 2009-12	32
10. Delbert Cowsette, 1996-99	31
11. Andre Monroe, 2011-	28.5
12. Gurnest Brown, 1979-82	27
Demetrius Hartsfield, 2009-12	27
14. Mike Whaley, 2000-01	26
15. Jeremy Navarre, 2005-08	25.5
16. Bruce Mesner, 1983-86	25

MARYLAND SINGLE GAME, SEASON & CAREER RECORDS

Season TFL (since 1974)

1. E.J. Henderson (Jr.), 2001	28
2. Randy White (Sr.), 1974	24
3. E.J. Henderson (Sr.), 2002	19.5
4. Charles Johnson (Sr.), 1978	18
5. Andre Monroe (Jr.), 2013	17
Shawne Merriman (So.), 2004	17
Aaron Thompson (So.), 1999	17
Kris Jenkins (Sr.), 2000	17
Bruce Palmer (Sr.), 1978	17
10. Jack Bradford (Sr.), 1990	16
Bruce Mesner (Sr.), 1985	16
12. Marcus Whitfield (Sr.), 2013	15.5
13. Eric Ogbogu (Jr.), 1996	15
Eric Hicks (Jr.), 1996	15
Gurnest Brown (Jr.), 1981	15

Career TFL Yards (since 1974)

1. E.J. Henderson, 1999-2002	207
2. Mike Corvino, 1979-82	206
3. Charles Johnson, 1976-78	205
4. Aaron Thompson, 1998-2001	197
5. Shawne Merriman, 2002-03	170
6. James Shaffer, 1976-79	153
7. Gurnest Brown, 1979-82	149
8. Adrian Moten, 2007-10	145
9. Randy Starks, 2001-03	143
Eric Ogbogu, 1994-97	143
Ted Chapman, 1984-86	143

Season TFL Yards (since '74)

1. Randy White (Sr.), 1974	122
2. Charles Johnson (Sr.), 1978	119
3. Marcus Whitfield (Sr.), 2013	109
4. Marlin Van Horn (Jr.), 1978	101
5. Mark Duda (Sr.), 1982	94
6. Mike Corvino (Jr.), 1981	91
7. Shawne Merriman (So.), 2004	87
8. E.J. Henderson (Sr.), 2002	86
Bruce Mesner (Sr.), 1986	86
10. James Shaffer (Sr.), 1979	84
11. Bruce Palmer (Sr.), 1978	81

Career Sacks (since 1969)

1. Mike Corvino, 1979-82	24
2. Shawne Merriman, 2002-04	22
3. Mark Duda, 1979-82	19
Charles Johnson, 1976-78	19
Bruce Palmer, 1976-78	19
6. Eric Ogbogu, 1994-97	18.5
7. E.J. Henderson, 1999-2002	18
Bruce Mesner, 1983-86	18
Gurnest Brown, 1979-82	18
10. Andre Monroe, 2010-	17.5
Randy Starks, 2001-03	17.5
12. Joe Campbell, 1973-76	17
Adrian Moten, 2007-10	15.5
14. Aaron Thompson, 1998-2001	15
Jack Bradford, 1987-90	15
Ernie Salley, 1974-77	15

Season Sacks (since 1969)

1. Mark Duda (Sr.), 1982	13
Bruce Palmer (Sr.), 1978	13
3. Bruce Mesner (Jr.), 1985	12
Charles Johnson (Sr.), 1978	12
Randy White (Sr.), 1974	12
6. Mike Corvino (Jr.), 1981	11
Marlin Van Horn (Sr.), 1979	11
8. Kris Jenkins (Sr.), 2000	10
Gurnest Brown (Jr.), 1981	10
Jack Bradford (Sr.), 1990	10
11. Andre Monroe (Jr.), 2013	9.5
12. Marcus Whitfield (Sr.), 2013	9.0
13. Shawne Merriman (So.), 2003	8.5
Shawne Merriman (Jr.), 2004	8.5
E.J. Henderson (Sr.), 2002	8.5

Season Forced Fumbles (since 1987)

1. Joel Goode, 1987	6
2. Darin Drakeford, 2011	4
Kenny Tate, 2010	4
Milton Harris, 2005	4
5. Adrian Moten, 2007	3
Moise Fokou, 2007	3
Erin Henderson, 2006	3
Shawne Merriman, 2004	3
E.J. Henderson, 2002	3
Rod Littles, 2001	3
Aaron Thompson, 2000	3
Rod Littles, 2000	3
Eric Barton, 1998	3
Eric Ogbogu, 1998	3
Chad Wiestling, 1992	3
Lubo Zizakovich, 1990	3
Cole Farrand, 2012	3

Career Interceptions

1. Tom Brown, 1960-62	17
2. Lendell Jones, 1980-83	14
3. Bob Sullivan, 1962-63	13
4. A.J. Johnson, 1993-96	12
Bob Smith, 1972-74	12
Bernie Faloney, 1951-53	12
7. Curome Cox, 2000-02	10
Lewis Sanders, 1996-99	10
Howard Eubanks, 1979-82	10
Lloyd Burruss, 1976-80	10
Ralph Lary, 1977-80	10
Ken Schroy, 1972-74	10
13. Tony Jackson, 1997-2001	9
Shawn Forte, 1998-2000	9
Keeta Covington, 1983-86	9
Clarence Baldwin, 1981-83	9
Jim Brechbiel, 1972-75	9
Wally Stalnaker, 1967-69	9
Joe Horning, 1951-54	9

Season Interceptions

1. Bob Sullivan (Sr.), 1965	10
2. Tom Brown (Jr.), 1961	8
3. Clarence Baldwin (Sr.), 1983	7
Lendell Jones (Jr.), 1982	7
Ralph Lary (Jr.), 1979	7
Bob Smith (So.), 1972	7
7. Tony Jackson (Sr.), 2001	6
Lewis Sanders (Jr.), 1999	6
A.J. Johnson (Jr.), 1995	6
Keeta Covington (Jr.), 1985	6
Larry Marshall (Sr.), 1971	6
Tom Brown (Sr.), 1962	6
Bernie Faloney (Sr.), 1953	6
Joe Horning (Fr.), 1951	6
15. 10 players	5
(last time: Domonique Foxworth (So.), 2002)	

Single-Game Interceptions

1. Lendell Jones vs. Duke, 1982	4
---------------------------------	---

Career Interception Return Yards

1. Tom Brown, 1960-62	275
2. Alex Wujciak, 2008-10	238
3. Joe Horning, 1951-54	222
4. Bill McFadden, 1979-82	212
5. Bernie Faloney, 1950-53	207
6. Randall Jones, 1998-2001	177
7. Lloyd Burruss, 1976-80	173
8. Jim LaRue, 1947-49	168
9. Ernie Arizzi, 1961-63	166
10. Ken Schroy, 1972-74	165
11. Frank Tamburello, 1954-55	161
12. Ralph Lary, 1977-80	160
13. Curome Cox, 2000-03	153
14. Joe Petruzzo, 1950-51	143
15. J.B. Brown, 1985-88	142

Season Interception Return Yards

1. Alex Wujciak (Jr.), 2009	152
2. Joe Horning (Fr.), 1951	147
3. Frank Tamburello (So.), 1954	140
4. Cliff Crosby (Sr.), 1998	133
5. Larry Marshall (Sr.), 1971	131
6. Tom Brown (Sr.), 1962	122
7. Eddie Tomlin (Sr.), 1989	120
8. Shawn Forte (Sr.), 2000	114
9. Bill McFadden (Jr.), 1981	112
10. Dickie Lewis (So.), 1956	111
11. Jim LaRue (Sr.), 1949	103
12. Ralph Lary (Jr.), 1979	102
Joe Petruzzo (So.), 1950	102
14. Cameron Chism (Sr.), 2011	100
15. Lewis Sanders (So.), 1997	99

2014 TEAM STATISTICS

Team Statistics	UMD	OPP
SCORING	147	84
Points Per Game	36.8	21.0
Points Off Turnovers	74	70
FIRST DOWNS	80	91
Rushing	35	43
Passing	41	41
Penalty	4	7
RUSHING YARDAGE	653	797
Yards gained rushing	751	916
Yards lost rushing	98	119
Rushing Attempts	149	191
Average Per Rush	4.4	4.2
Average Per Game	163.2	199.2
TDs Rushing	7	5
PASSING YARDAGE	951	1045
Comp-Att-Int	72-127-4	82-151-5
Average Per Pass	7.5	6.9
Average Per Catch	13.2	12.7
Average Per Game	237.8	261.2
TDs Passing	8	4
TOTAL OFFENSE	1604	1842
Total Plays	276	342
Average Per Play	5.8	5.4
Average Per Game	401.0	460.5
KICK RETURNS: #-Yards	10-253	17-320
PUNT RETURNS: #-Yards	8-214	10-107
INT RETURNS: #-Yards	5-91	4-12
KICK RETURN AVERAGE	25.3	18.8
PUNT RETURN AVERAGE	26.8	10.7
INT RETURN AVERAGE	18.2	3.0
FUMBLES-LOST	9-4	6-5
PENALTIES-Yards	24-216	27-250
Average Per Game	54.0	62.5
PUNTS-Yards	25-1043	27-1037
Average Per Punt	41.7	38.4
Net punt average	33.4	26.8
KICKOFFS-Yards	30-1904	15-928
Average Per Kick	63.5	61.9
Net kick average	42.0	36.7
TIME OF POSSESSION/Game	28:29	31:31
3RD-DOWN Conversions	25/60	28/78
3rd-Down Pct	42%	36%
4TH-DOWN Conversions	2/2	5/11
4th-Down Pct	100%	45%
SACKS BY-Yards	8-59	8-48
MISC YARDS	1	0
TOUCHDOWNS SCORED	18	10
FIELD GOALS-ATTEMPTS	7-7	4-7
ON-SIDE KICKS	0-0	0-1
RED-ZONE SCORES	(11-13) 85%	(8-15) 53%
RED-ZONE TOUCHDOWNS	(8-13) 62%	(6-15) 40%
PAT-ATTEMPTS	(18-18) 100%	(10-10) 100%
ATTENDANCE	93234	69426
Games/Avg Per Game	2/46617	2/34713
Neutral Site Games		0/0



Score by Quarters	1st	2nd	3rd	4th	OT	Total
Maryland	45	44	28	30	0	147
Opponents	27	31	9	17	0	84

2014 INDIVIDUAL STATISTICS

Rushing	gp-gs	att	gain	loss	net	avg	td	lg	avg/g
Brown, C.J.	4-4	49	311	67	244	5.0	4	75	61.0
Brown, Wes	3-0	28	152	4	148	5.3	0	33	49.3
Ross, Brandon	4-3	29	123	6	117	4.0	1	12	29.2
Reid, Albert	4-1	16	62	1	61	3.8	1	12	15.2
Veii, Jacquille	4-0	9	45	0	45	5.0	1	15	11.2
Goins, Kenneth	4-1	7	37	5	32	4.6	0	16	8.0
Diggs, Stefon	4-4	1	12	0	12	12.0	0	12	3.0
Rowe, Caleb	2-0	5	9	4	5	1.0	0	4	2.5
Team	4-0	5	0	11	-11	-2.2	0	0	-2.8
Total	4	149	751	98	653	4.4	7	75	163.2
Opponents	4	191	916	119	797	4.2	5	39	199.2

Passing	gp-gs	effic	comp-att-int	pct	yds	td	lg	avg/g
Brown, C.J.	4-4	129.89	63-113-3	55.8	833	6	90	208.2
Rowe, Caleb	2-0	167.94	9-14-1	64.3	118	2	26	59.0
Total	4	134.08	72-127-4	56.7	951	8	90	237.8
Opponents	4	114.56	82-151-5	54.3	1045	4	51	261.2

Receiving	gp-gs	no.	yds	avg	td	lg	avg/g
Diggs, Stefon	4-4	23	286	12.4	1	77	71.5
Leak, Marcus	4-3	11	202	18.4	3	46	50.5
Long, Deon	4-4	11	142	12.9	1	41	35.5
Ross, Brandon	4-3	9	170	18.9	1	90	42.5
Reid, Albert	4-1	6	51	8.5	0	20	12.8
Brown, Wes	3-0	3	34	11.3	0	25	11.3
Goins, Kenneth	4-1	3	17	5.7	1	17	4.2
Veii, Jacquille	4-0	2	30	15.0	1	26	7.5
Isaacs, Andrew	4-3	2	3	1.5	0	3	0.8
Gallo, P.J.	4-0	1	11	11.0	0	11	2.8
Culmer, Malcolm	3-0	1	5	5.0	0	5	1.7
Total	4	72	951	13.2	8	90	237.8
Opponents	4	82	1045	12.7	4	51	261.2

Punt Returns	no.	yds	avg	td	lg
Likely, William	6	165	27.5	1	69
Nixon, Anthony	1	12	12.0	0	0
Team	1	37	37.0	0	0
Thompson, Avery	0	0	0.0	1	0
Total	8	214	26.8	2	69
Opponents	10	107	10.7	0	22

Interceptions	no.	yds	avg	td	lg
Likely, William	2	89	44.5	1	88
Hill, Alvin	1	0	0.0	0	0
Johnson, Jeremiah	1	0	0.0	0	0
Nixon, Anthony	1	2	2.0	0	2
Total	5	91	18.2	1	88
Opponents	4	12	3.0	0	12

Kick Returns	no.	yds	avg	td	lg
Diggs, Stefon	7	206	29.4	0	59
Veii, Jacquille	2	33	16.5	0	20
Lane, DeAndre	1	14	14.0	0	14
Total	10	253	25.3	0	59
Opponents	17	320	18.8	0	26

Fumble Returns	no.	yds	avg	td	lg
Farrand, Cole	1	6	6.0	0	6
Total	1	6	6.0	0	6
Opponents	1	21	21.0	1	21

2014 INDIVIDUAL STATISTICS

Scoring	td	fg	PAT						pts
			kick	rush	rcv	pass	dxp	saf	
Craddock, Brad	-	7-7	18-18	-	-	-	-	-	39
Brown, C.J.	4	-	-	-	-	-	-	-	24
Leak, Marcus	3	-	-	-	-	-	-	-	18
Likely, William	2	-	-	-	-	-	-	-	12
Veii, Jacquille	2	-	-	-	-	-	-	-	12
Ross, Brandon	2	-	-	-	-	-	-	-	12
Goins, Kenneth	1	-	-	-	-	-	-	-	6
Long, Deon	1	-	-	-	-	-	-	-	6
Reid, Albert	1	-	-	-	-	-	-	-	6
Diggs, Stefon	1	-	-	-	-	-	-	-	6
Thompson, Avery	1	-	-	-	-	-	-	-	6
Total	18	7-7	18-18	-	-	-	-	-	147
Opponents	10	4-7	10-10	-	-	-	-	1	84

Total Offense	g	plays	rush	pass	total	avg/g
Brown, C.J.	4	162	244	833	1077	269.2
Brown, Wes	3	28	148	0	148	49.3
Rowe, Caleb	2	19	5	118	123	61.5
Ross, Brandon	4	29	117	0	117	29.2
Reid, Albert	4	16	61	0	61	15.2
Veii, Jacquille	4	9	45	0	45	11.2
Goins, Kenneth	4	7	32	0	32	8.0
Diggs, Stefon	4	1	12	0	12	3.0
Team	4	5	-11	0	-11	-2.8
Total	4	276	653	951	1604	401.0
Opponents	4	342	797	1045	1842	460.5

Field Goals	fg	pct.	01-19	20-29	30-39	40-49	50-99	lg	blk
Craddock, Brad	7-7	100.0	0-0	1-1	2-2	4-4	0-0	49	0

Punting	no.	yds	avg	lg	tb	fc	i20	50+	blk
Renfro, Nathan	24	1043	43.5	64	4	3	11	9	0
Team	1	0	0.0	0	0	0	0	0	1
Total	25	1043	41.7	64	4	3	11	9	1
Opponents	27	1037	38.4	56	4	11	5	4	2


FG Sequence	Maryland	Opponents
James Madison	(49)	-
USF	(22)	(25) 54



All Purpose	g	rush	rcv	pr	kr	ir	total	avg/g
Diggs, Stefon	4	12	286	0	206	0	504	126.0
Ross, Brandon	4	117	170	0	0	0	287	71.8
Likely, William	4	0	0	165	0	89	254	63.5
Brown, C.J.	4	244	0	0	0	0	244	61.0
Leak, Marcus	4	0	202	0	0	0	202	50.5
Brown, Wes	3	148	34	0	0	0	182	60.7
Long, Deon	4	0	142	0	0	0	142	35.5
Reid, Albert	4	61	51	0	0	0	112	28.0
Veii, Jacquille	4	45	30	0	33	0	108	27.0
Goins, Kenneth	4	32	17	0	0	0	49	12.2
Team	4	-11	0	37	0	0	26	6.5
Lane, DeAndre	1	0	0	0	14	0	14	14.0
Nixon, Anthony	4	0	0	12	0	2	14	3.5
Gallo, P.J.	4	0	11	0	0	0	11	2.8
Culmer, Malcolm	3	0	5	0	0	0	5	1.7
Rowe, Caleb	2	5	0	0	0	0	5	2.5
Isaacs, Andrew	4	0	3	0	0	0	3	0.8
Total	4	653	951	214	253	01	2162	540.5

2014 DEFENSIVE STATISTICS

#	Defensive Leaders	gp-gs	Tackles				Sacks	Pass defense			Fumbles	blkd		
			ua	a	tot	tfl/yds	no-yds	int-yds	brup	qbh	rcv-yds	ff	kick	saf
21	Davis, Sean	4-4	27	11	38	2.0-8	.	.	2
53	Goree, L.A.	3-3	18	11	29	1.0-0
4	Likely, William	4-4	25	2	27	3.0-24	1.0-15	2-89	3	.	1	.	.	.
93	Monroe, Andre	4-4	12	13	25	4.0-22	3.0-20	.	.	.	1	.	.	.
35	Twine, Alex	4-3	19	5	24	1.0-1	.	.	1	.	1	.	.	.
47	Farrand, Cole	4-2	11	5	16	1.5-4	.	.	.	1-6
7	Ngakoue, Yannick	4-4	11	4	15	6.0-31	1.0-4	.	1	1
20	Nixon, Anthony	4-4	6	9	15	.	.	1-2	.	.	.	1	.	.
91	Bowers, Keith	4-1	11	3	14	2.0-4
27	Hill, Alvin	4-4	8	5	13	.	.	1-0	3
77	Myers, Spencer	4-0	7	6	13	2.5-7	0.5-3
97	Kilgo, Darius	4-4	8	5	13	2.0-6	1.0-4	.	.	.	2-0	.	1	.
23	Carter, Jermaine	4-0	11	2	13	1	.	.
40	Robinson, Matt	3-3	4	6	10	0.5-1	.	.	2
14	Johnson, Jeremiah	4-0	8	1	9	.	.	1-0	2
99	Jefferson, Quinton	3-3	4	4	8	1.0-10	1.0-10
22	Dancel, Zach	4-0	5	2	7	1.0-2	.	.	1
43	Brooks, Jalen	4-1	5	2	7	.	.	.	2
39	Walker, Cavon	2-0	5	1	6	.	.	.	1
41	Aniebonam, Jesse	4-0	1	4	5
90	Braglio, Roman	4-0	2	3	5	0.5-3	0.5-3	.	.	.	1-0	.	.	.
29	Riddle, Joe	4-0	1	1	2
5	Reid, Albert	4-1	2	.	2
37	Thompson, Avery	4-0	2	.	2	1	.	.
51	Cudjoe-Virgil, Y.	1-0	1	.	1
98	Murphy, Clarence	1-0	1	.	1
32	Ross, Jarrett	3-0	1	.	1
88	Gallo, P.J.	4-0	1	.	1
30	Goins, Kenneth	4-1	1	.	1
34	Veii, Jacquille	4-0	.	1	1	1-0	.	.	.
4R	Brown, Wes	3-0	1	.	1
15	Craddock, Brad	4-0	1	.	1
TM	Team	4-0	1	.
Total		4	220	106	326	28-123	8-59	5-91	18	1	5-6	5	3	.
Opponents		4	180	56	236	24-86	8-48	4-12	13	2	4-21	7	1	1



2014 GAME-BY-GAME STARTERS

Offense

GAME	TE/RB	Left Tackle	Left Guard	Center	Right Guard	Right Tackle	WR	Quarterback	TB	WR	WR
James Madison	Isaacs ²	Dunn ¹⁴	Altamirano ¹	Conaboy ²³	Zeller ⁸	Doyle ¹⁴	T. Jacobs ¹	Brown ¹⁷	B. Ross ¹⁸	Long ⁷	Diggs ¹⁵
at South Florida	Goins ⁵	Dunn ¹⁵	Altamirano ²	Conaboy ²⁴	Zeller ⁹	Doyle ¹⁵	Leak ¹⁰	Brown ¹⁸	B. Ross ¹⁹	Long ⁸	Diggs ¹⁶
West Virginia	Isaacs ³	Dunn ¹⁶	Altamirano ³	Conaboy ²⁵	Zeller ¹⁰	Doyle ¹⁶	Leak ¹¹	Brown ¹⁹	Reid ⁴	Long ⁹	Diggs ¹⁷
at Syracuse	Isaacs ⁴	Dunn ¹⁷	Altamirano ⁴	Conaboy ²⁶	Zeller ¹¹	Doyle ¹⁷	Leak ¹²	Brown ²⁰	B. Ross ²⁰	Long ¹⁰	Diggs ¹⁸
at Indiana	-	-	-	-	-	-	-	-	-	-	-
Ohio State	-	-	-	-	-	-	-	-	-	-	-
Iowa	-	-	-	-	-	-	-	-	-	-	-
at Wisconsin	-	-	-	-	-	-	-	-	-	-	-
at Penn State	-	-	-	-	-	-	-	-	-	-	-
Michigan State	-	-	-	-	-	-	-	-	-	-	-
at Michigan	-	-	-	-	-	-	-	-	-	-	-
Rutgers	-	-	-	-	-	-	-	-	-	-	-

Defense

GAME	Def. End	DT	Def. End	OLB	ILB	ILB	OLB	Cornerback	Safety	Safety	Cornerback
James Madison	Jefferson ¹⁴	Kilgo ²⁴	Monroe ⁹	Robinson ²⁰	Twine ¹²	Goree ²¹	Ngakoue ¹	Likely ¹²	Davis ¹⁶	Nixon ¹⁷	Hill ³
at South Florida	Jefferson ¹⁵	Kilgo ²⁵	Monroe ¹⁰	Robinson ²¹	Farrand ²⁰	Goree ²²	Ngakoue ²	Likely ¹³	Davis ¹⁷	Nixon ¹⁸	Hill ⁴
West Virginia	Jefferson ¹⁶	Kilgo ²⁶	Monroe ¹¹	Robinson ²²	Farrand ²¹	Twine ¹³	Ngakoue ³	Likely ¹⁴	Davis ¹⁸	Nixon ¹⁹	Hill ⁵
at Syracuse	Bowers ²²	Kilgo ²⁷	Monroe ¹²	Brooks ¹	Twine ¹⁴	Goree ²³	Ngakoue ⁴	Likely ¹⁵	Davis ¹⁹	Nixon ²⁰	Hill ⁶
at Indiana	-	-	-	-	-	-	-	-	-	-	-
Ohio State	-	-	-	-	-	-	-	-	-	-	-
Iowa	-	-	-	-	-	-	-	-	-	-	-
at Wisconsin	-	-	-	-	-	-	-	-	-	-	-
at Penn State	-	-	-	-	-	-	-	-	-	-	-
Michigan State	-	-	-	-	-	-	-	-	-	-	-
at Michigan	-	-	-	-	-	-	-	-	-	-	-
Rutgers	-	-	-	-	-	-	-	-	-	-	-

Class Starters by Game (includes punter & place-kicker)

GAME	Graduate	Seniors	Juniors	Sophomores	Redshirt Freshmen	True Freshmen	Total
James Madison	1	7	10	5	1 (T. Jacobs)	0	24
at South Florida	1	7	11	5	0	0	24
West Virginia	1	7	11	5	0	0	24
at Syracuse	1	8	10	4	1 (Brooks)	0	24
at Indiana	-	-	-	-	-	-	-
Ohio State	-	-	-	-	-	-	-
Iowa	-	-	-	-	-	-	-
at Wisconsin	-	-	-	-	-	-	-
at Penn State	-	-	-	-	-	-	-
Michigan State	-	-	-	-	-	-	-
at Michigan	-	-	-	-	-	-	-
Rutgers	-	-	-	-	-	-	-

Terrapin Playing-Experience Superlatives

	Offense	Defense
Most overall starts, career —	26, Sal Conaboy (C) 20, C.J. Brown, Brandon Ross (RB)	26, Darius Kilgo (NT) 23, L.A. Goree (LB)
Most overall starts, 2014 —	4, 8 players tied	4, 7 players tied
Most consecutive starts, career —	18, Sal Conaboy (C) 17, Ryan Doyle (OL), Matt Dunn (OL)	16, Quinton Jefferson (DE), Sean Davis (S) 14, Darius Kilgo (NT)
Most consecutive starts, 2014 —	4, 8 players tied	3, 7 players tied

2014 GAME-BY-GAME PARTICIPATION

GRADUATE (1)	JMU	USF	WV	SU	IU	OSU	IA	WI	PSU	MSU	MI	RU
16 C. Brown QB	S	S	S	S	-	-	-	-	-	-	-	-
Class Participation	1-1	1-1	1-1	1-1	-	-	-	-	-	-	-	-

SENIORS (20)	JMU	USF	WV	SU	IU	OSU	IA	WI	PSU	MSU	MI	RU
6 Long WR	S	S	S	S	-	-	-	-	-	-	-	-
14 Johnson DB	x	x	x	x	-	-	-	-	-	-	-	-
19 Hendy DB	susp	susp	susp	susp	-	-	-	-	-	-	-	-
29 Tart PK/P	x	x	x	x	-	-	-	-	-	-	-	-
33 Washington DB	dnp	dnt	dnt	dnt	-	-	-	-	-	-	-	-
35 Twine LB	S	x	S	S	-	-	-	-	-	-	-	-
38 Conteh DB	dnp	dnt	dnp	dnt	-	-	-	-	-	-	-	-
40 Robinson LB	S	S	S	dnp	-	-	-	-	-	-	-	-
47 Farrand LB	x	S	S	x	-	-	-	-	-	-	-	-
49 Cierski	x	x	x	x	-	-	-	-	-	-	-	-
51 Cudjoe Virgil LB	dnp	dnp	dnp	x	-	-	-	-	-	-	-	-
53 Goree LB	S	S	dnp	S	-	-	-	-	-	-	-	-
61 Wheeler OL	x	x	x	x	-	-	-	-	-	-	-	-
65 Conaboy OL	S	S	S	S	-	-	-	-	-	-	-	-
71 Schmitt OL	dnp	dnt	dnp	dnt	-	-	-	-	-	-	-	-
77 Myers DL	x	x	x	x	-	-	-	-	-	-	-	-
91 Bowers DL	x	x	x	S	-	-	-	-	-	-	-	-
93 Monroe DL	S	S	S	S	-	-	-	-	-	-	-	-
97 Kilgo DL	S	S	S	S	-	-	-	-	-	-	-	-
98 Murphy DL	dnp	dnp	x	dnp	-	-	-	-	-	-	-	-
Class Participation	14-7	14-7	14-7	14-7	-	-	-	-	-	-	-	-

JUNIORS (21)	JMU	USF	WV	SU	IU	OSU	IA	WI	PSU	MSU	MI	RU
1 Diggs WR	S	S	S	S	-	-	-	-	-	-	-	-
5 Reid RB	x	x	S	x	-	-	-	-	-	-	-	-
7 Rowe QB	x	dnp	x	dnp	-	-	-	-	-	-	-	-
8 L.Jacobs WR	susp	susp	susp	susp	-	-	-	-	-	-	-	-
11 Conyers DB	dnp	dnt	dnp	dnt	-	-	-	-	-	-	-	-
15 Craddock PK	S	S	S	S	-	-	-	-	-	-	-	-
18 Renfro P	S	S	S	S	-	-	-	-	-	-	-	-
20 Nixon DB	S	S	S	S	-	-	-	-	-	-	-	-
21 Davis DB	S	S	S	S	-	-	-	-	-	-	-	-
22 Dancel DB	x	x	x	x	-	-	-	-	-	-	-	-
26 Clark DB	dnp	dnt	dnp	dnt	-	-	-	-	-	-	-	-
27 Hill DB	S	S	S	S	-	-	-	-	-	-	-	-
37 Thompson LB	x	x	x	x	-	-	-	-	-	-	-	-
45 B.Ross RB	S	S	x	S	-	-	-	-	-	-	-	-
50 Mulrooney OL	dnp	dnt	dnp	dnp	-	-	-	-	-	-	-	-
55 Doyle OL	S	S	S	S	-	-	-	-	-	-	-	-
60 Grommer OL	x	dnp	dnp	dnp	-	-	-	-	-	-	-	-
66 Zeller OL	S	S	S	S	-	-	-	-	-	-	-	-
80 Adams WR	dnp	dnt	dnp	dnt	-	-	-	-	-	-	-	-
82 Leak WR	x	S	S	S	-	-	-	-	-	-	-	-
99 Jefferson DL	S	S	S	dnp	-	-	-	-	-	-	-	-
Class Participation	16-10	14-11	11-13	13-10	-	-	-	-	-	-	-	-

R-SOPHOMORES (3)	JMU	USF	WV	SU	IU	OSU	IA	WI	PSU	MSU	MI	RU
3 Barry-Pollock DB	dnp	dnt	dnp	dnt	-	-	-	-	-	-	-	-
11 Hills QB	dnp	dnp	dnp	x	-	-	-	-	-	-	-	-
49 Franco DL	dnp	dnt	dnp	dnt	-	-	-	-	-	-	-	-
Class Participation	0-0	0-0	0-0	1-0	-	-	-	-	-	-	-	-

SOPHOMORES (21)	JMU	USF	WV	SU	IU	OSU	IA	WI	PSU	MSU	MI	RU
4 W. Brown RB	x	x	dnp	x	-	-	-	-	-	-	-	-
4 Likely DB	S	S	S	S	-	-	-	-	-	-	-	-
7 Ngakoue LB	S	S	S	S	-	-	-	-	-	-	-	-
13 Lane WR	x	dnp	dnp	dnp	-	-	-	-	-	-	-	-
29 Riddle RB	x	x	x	x	-	-	-	-	-	-	-	-
30 Goins FB	x	S	x	x	-	-	-	-	-	-	-	-
32 J. Ross DB	x	x	dnp	x	-	-	-	-	-	-	-	-
33 Stefanelli FB	dnp	dnp	dnp	dnt	-	-	-	-	-	-	-	-
34 Veii DB	x	x	x	x	-	-	-	-	-	-	-	-
39 Walker LB	x	dnp	x	dnt	-	-	-	-	-	-	-	-
42 Dean LB	x	dnp	dnp	dnp	-	-	-	-	-	-	-	-
42 Miles RB	dnp	dnt	dnp	dnt	-	-	-	-	-	-	-	-
44 Isaacs TE	S	x	S	S	-	-	-	-	-	-	-	-
46 Logan LB	dnp	dnt	dnp	dnt	-	-	-	-	-	-	-	-
59 Carpenter LS	x	x	x	x	-	-	-	-	-	-	-	-
76 Dunn OL	S	S	S	S	-	-	-	-	-	-	-	-
78 Tucker OL	dnp	dnt	dnp	dnt	-	-	-	-	-	-	-	-
79 Shelton OL	x	dnp	dnp	dnp	-	-	-	-	-	-	-	-
83 Culmer WR	x	x	x	dnp	-	-	-	-	-	-	-	-
87 McMahon TE	dnp	dnt	dnp	dnt	-	-	-	-	-	-	-	-
95 Ukandu DL	dnp	dnt	dnp	dnt	-	-	-	-	-	-	-	-
Class Participation	15-4	11-4	10-4	10-4	-	-	-	-	-	-	-	-

R-FRESHMEN (13)	JMU	USF	WV	SU	IU	OSU	IA	WI	PSU	MSU	MI	RU
2 Cockerille QB	dnp	dnp	x	x	-	-	-	-	-	-	-	-
2 Collins DB	dnp	dnt	dnp	dnt	-	-	-	-	-	-	-	-
3 Greene K	dnp	dnp	dnp	dnp	-	-	-	-	-	-	-	-
12 Jacobs WR	x	dnp	dnp	dnp	-	-	-	-	-	-	-	-
23 Carter LB	x	x	x	x	-	-	-	-	-	-	-	-
24 Ventura DB	dnp	dnt	dnp	dnp	-	-	-	-	-	-	-	-
36 Dennah DB	x	x	x	dnp	-	-	-	-	-	-	-	-
48 Hayward TE	x	dnp	x	x	-	-	-	-	-	-	-	-
52 Jones DL	x	dnp	dnp	dnp	-	-	-	-	-	-	-	-
54 Dulaney OL	dnp	dnt	dnp	dnt	-	-	-	-	-	-	-	-
63 Minter OL	x	dnp	dnp	dnp	-	-	-	-	-	-	-	-
69 Marchese OL	x	dnt	dnp	dnt	-	-	-	-	-	-	-	-
89 Roca TE	dnp	dnt	dnp	dnt	-	-	-	-	-	-	-	-
Class Participation	7-0	2-0	4-0	3-0	-	-	-	-	-	-	-	-

T-FRESHMEN (20)	JMU	USF	WV	SU	IU	OSU	IA	WI	PSU	MSU	MI	RU
6 Morton RB	dnp	dnp	dnp	dnt	-	-	-	-	-	-	-	-
9 Burke LB	dnp	dnp	dnp	-dnt	-	-	-	-	-	-	-	-
10 Ulmer WR	dnp	dnp	dnp	dnt	-	-	-	-	-	-	-	-
17 Woods DB	dnp	dnp	dnp	dnt	-	-	-	-	-	-	-	-
18 Shrader P	dnp	dnp	dnp	dnp	-	-	-	-	-	-	-	-
24 Ezeagwu DB	dnp	x	x	x	-	-	-	-	-	-	-	-
25 Carter DB	dnp	dnp	dnp	dnp	-	-	-	-	-	-	-	-
31 Egbuaba LB	dnp	dnp	dnp	dnt	-	-	-	-	-	-	-	-
41 Aniebonam LB	x	x	x	x	-	-	-	-	-	-	-	-
56 Gillespie LB	dnp	dnp	dnp	dnt	-	-	-	-	-	-	-	-
58 Prince OL	dnp	dnp	dnp	dnt	-	-	-	-	-	-	-	-
56 Adams LS	dnp	dnp	dnp	dnp	-	-	-	-	-	-	-	-
64 Moore OL	dnp	dnp	dnp	dnp	-	-	-	-	-	-	-	-
67 Shaw DL	dnp	dnp	dnp	x	-	-	-	-	-	-	-	-
70 Christie OL	dnp	dnp	dnp	dnt	-	-	-	-	-	-	-	-
73 Agarwa OL	dnp	dnp	dnp	dnt	-	-	-	-	-	-	-	-
75 Gray OL	dnp	dnp	dnp	dnp	-	-	-	-	-	-	-	-
81 Winfree OL	dnp	dnp	dnp	x	-	-	-	-	-	-	-	-
86 Gray TE	dnp	dnp	dnp	dnt	-	-	-	-	-	-	-	-
96 Kulka DL	dnp	dnp	dnp	dnt	-	-	-	-	-	-	-	-
Class Participation	1-0	2-0	2-0	4-0	-	-	-	-	-	-	-	-

ACTIVE PLAYERS	54	44	46	45	-	-	-	-	-	-	-	-
-----------------------	-----------	-----------	-----------	-----------	---	---	---	---	---	---	---	---

x – indicates played in game; S – indicates started game; dnp – did not play; dnt – indicates did not travel for reason other than injury; tr - indicates will sit out season as transfer; susp - suspended for the game

2014 GAME-BY-GAME TEAM STATISTICS

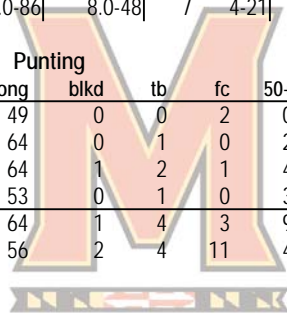
TEAM STATISTICS

Date	Opponent	Rushing				Receiving				Passing				Kick Returns			Punt Returns				tot off	
		no.	yds	td	lg	no.	yds	td	lg	cmp-att-int	yds	td	lg	no.	yds	td	lg	no.	yds	td		lg
Aug 30	JAMES MADISON	50	285	5	33	18	186	2	41	18-35-1	186	2	41	2	73	0	59	1	35	0	35	471
Sep 06	at USF	40	116	0	11	17	201	2	44	17-28-2	201	2	44	2	65	0	49	5	98	1	46	317
Sep 13	WEST VIRGINIA	27	163	1	75	21	284	2	77	21-38-1	284	2	77	3	56	0	22	1	69	1	69	447
Sep 20	at Syracuse	32	89	1	15	16	280	2	90	16-26-0	280	2	90	3	59	0	23	1	12	0	0	369
Maryland		149	653	7	75	72	951	8	90	72-127-4	951	8	90	10	253	0	59	8	214	2	69	1604
Opponents		191	797	5	39	82	1045	4	51	82-151-5	1045	4	51	17	320	0	26	10	107	0	22	1842

Games played: 4
 Avg per rush: 4.4
 Avg per catch: 13.2
 Pass efficiency: 134.08
 Kick ret avg: 25.3
 Punt ret avg: 26.8
 All purpose avg/game: 540.5
 Total offense avg/gm: 401.0

Date	Opponent	Tackles				Sacks	Fumble		Pass Defense			blkd	PAT Attempts			off		
		ua	a	total	tfl-yds	no-yds	ff	fr-yds	int-yds	qbh	brup	kick	kick	rush	rcv	saf	t/o	pts
Aug 30	JAMES MADISON	43	42	85	4.0-24	2.0-21	2	1-0	2-2	0	5	0	7-7	0	0	0	42	52
Sep 06	at USF	42	18	60	10.0-45	2.0-13	0	0-0	1-0	0	4	1	3-3	0	0	0	0	24
Sep 13	WEST VIRGINIA	76	34	110	10.0-35	3.0-18	2	3-6	1-1	0	6	1	4-4	0	0	0	12	37
Sep 20	at Syracuse	59	12	71	4.0-19	1.0-7	1	1-0	1-88	1	3	1	4-4	0	0	0	20	34
Maryland		220	106	326	28.0-123	8.0-59	5	5-6	5-91	1	18	3	18-18	0	0	0	74	147
Opponents		180	56	236	24.0-86	8.0-48	7	4-21	4-12	2	13	1	10-10	0	0	1	70	84

Date	Opponent	Punting					Field Goals					Kickoffs						
		no.	yds	avg	long	blkd	tb	fc	50+	i20	md-att	long	blkd	no.	yds	avg	tb	ob
Aug 30	JAMES MADISON	6	207	34.5	49	0	0	2	0	5	1-1	49	0	9	585	65.0	7	0
Sep 06	at USF	4	188	47.0	64	0	1	0	2	0	1-1	23	0	5	311	62.2	1	0
Sep 13	WEST VIRGINIA	8	335	41.9	64	1	2	1	4	3	3-3	46	0	9	557	61.9	4	0
Sep 20	at Syracuse	7	313	44.7	53	0	1	0	3	3	2-2	44	0	7	451	64.4	1	0
Maryland		25	1043	41.7	64	1	4	3	9	11	7-7	49	0	30	1904	63.5	13	0
Opponents		27	1037	38.4	56	2	4	11	4	5	4-7	49	1	15	928	61.9	5	0



2014 GAME-BY-GAME OPPONENT STATISTICS

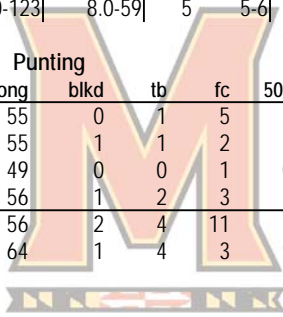
OPPONENT STATISTICS

Date	Opponent	Rushing				Receiving				Passing				Kick Returns				Punt Returns				tot off
		no.	yds	td	lg	no.	yds	td	lg	cmp-att-int	yds	td	lg	no.	yds	td	lg	no.	yds	td	lg	
Aug 30	JAMES MADISON	44	161	1	34	16	141	0	33	16-37-2	141	0	33	2	35	0	18	1	1	0	1	302
Sep 06	at USF	37	83	1	19	15	174	0	27	15-37-1	174	0	27	4	81	0	24	1	22	0	22	257
Sep 13	WEST VIRGINIA	59	183	1	22	37	511	4	50	37-49-1	511	4	50	5	87	0	25	4	37	0	17	694
Sep 20	at Syracuse	51	370	2	39	14	219	0	51	14-28-1	219	0	51	6	117	0	26	4	47	0	22	589
Opponents		191	797	5	39	82	1045	4	51	82-151-5	1045	4	51	17	320	0	26	10	107	0	22	1842
Maryland		149	653	7	75	72	951	8	90	72-127-4	951	8	90	10	253	0	59	8	214	2	69	1604

Games played: 4
 Avg per rush: 4.2
 Avg per catch: 12.7
 Pass efficiency: 114.56
 Kick ret avg: 18.8
 Punt ret avg: 10.7
 All purpose avg/game: 570.2
 Total offense avg/gm: 460.5

Date	Opponent	Tackles				Sacks no-yds	Fumble		Pass Defense			blkd kick	PAT Attempts			off			
		ua	a	total	tfl-yds		ff	fr-yds	int-yds	qbh	brup		kick	rush	rcv	saf	t/o	pts	
Aug 30	JAMES MADISON	56	14	70	5.0-9	0.0-0	1	0-0	1-12	0	5	0	1-1	0	0	0	0	42	7
Sep 06	at USF	46	16	62	5.0-24	3.0-22	6	4-21	2-0	0	0	0	2-2	0	0	0	0	28	17
Sep 13	WEST VIRGINIA	42	12	54	10.0-32	2.0-10	0	0-0	1-0	0	5	1	5-5	0	0	1	0	40	
Sep 20	at Syracuse	36	14	50	4.0-21	3.0-16	0	0-0	0-0	2	3	0	2-2	0	0	0	0	20	
Opponents		180	56	236	24.0-86	8.0-48	7	4-21	4-12	2	13	1	10-10	0	0	1	70	84	
Maryland		220	106	326	28.0-123	8.0-59	5	5-6	5-9	1	18	3	18-18	0	0	0	74	147	

Date	Opponent	Punting							Field Goals			Kickoffs						
		no.	yds	avg	long	blkd	tb	fc	50+	i20	md-att	long	blkd	no.	yds	avg	tb	ob
Aug 30	JAMES MADISON	10	390	39.0	55	0	1	5	2	1	0-0	0	0	2	126	63.0	0	0
Sep 06	at USF	8	312	39.0	55	1	1	2	1	2	1-2	35	0	3	195	65.0	1	0
Sep 13	WEST VIRGINIA	3	125	41.7	49	0	0	1	0	0	1-2	47	1	6	379	63.2	3	0
Sep 20	at Syracuse	6	210	35.0	56	1	2	3	1	2	2-3	49	0	4	228	57.0	1	0
Opponents		27	1037	38.4	56	2	4	11	4	5	4-7	49	1	15	928	61.9	5	0
Maryland		25	1043	41.7	64	1	4	3	9	11	7-7	49	0	30	1904	63.5	13	0




2014 MARYLAND OFFENSIVE GAME-BY-GAME

Rushing

Att-Yds / TD	#4 W.Brown	#5 Reid	#7 Rowe	#16 C.J.Brown	#30 Goins	#34 Veii	#45 B.Ross
James Madison	13-84 / 0	5-24 / 1	5-9 / 0	7-61 / 3	3-31 / 0	-	16-86 / 1
at South Florida	13-61 / 0	8-34 / 0	dnp	10-3 / 0	1-4 / 0	-	6-25 / 0
West Virginia	dnp	3-4 / 0	0-0 / 0	18-161 / 1	1--5 / 0	-	4-6 / 0
at Syracuse	2-5 / 0	0-0 / 0	dnp	14-25 / 0	2-2 / 0	8-42 / 1	6-6 / 0
at Indiana	-	-	-	-	-	-	-
Ohio State	-	-	-	-	-	-	-
Iowa	-	-	-	-	-	-	-
at Wisconsin	-	-	-	-	-	-	-
at Penn State	-	-	-	-	-	-	-
Michigan State	-	-	-	-	-	-	-
at Michigan	-	-	-	-	-	-	-
Rutgers	-	-	-	-	-	-	-

Receiving

Rec-Yds / TD	#1 Diggs	#4 W.Brown	#5 Reid	#6 Long	#30 Goins	#34 Veii	#45 Ross	#82 Leak	#83 Culmer
James Madison	5-53 / 0	2-27 / 0	2-17 / 0	2-48 / 1	2-0 / 1	1-4 / 0	1-15 / 0	2-17 / 0	1-5 / 0
at South Florida	7-50 / 0	-	1-12 / 0	4-42 / 0	1-17 / 0	-	1-8 / 0	3-72 / 2	-
West Virginia	5-127 / 1	dnp	3-22 / 0	4-39 / 0	-	1-26 / 0	5-50 / 0	2-20 / 0	-
at Syracuse	6-56 / 0	1-7 / 0	0-0 / 0	1-13 / 0	0-0 / 0	0-0 / 0	2-97 / 1	4-93 / 1	-
at Indiana	-	-	-	-	-	-	-	-	-
Ohio State	-	-	-	-	-	-	-	-	-
Iowa	-	-	-	-	-	-	-	-	-
at Wisconsin	-	-	-	-	-	-	-	-	-
at Penn State	-	-	-	-	-	-	-	-	-
Michigan State	-	-	-	-	-	-	-	-	-
at Michigan	-	-	-	-	-	-	-	-	-
Rutgers	-	-	-	-	-	-	-	-	-



Passing

C-A-I / Yds / TD	#7 Rowe	#16 Brown
FIU	7-11-1 / 75 / 1	11-24-0 / 111 / 1
at South Florida	dnp	17-28-2 / 201 / 2
West Virginia	2-3-0 / 43 / 1	19-35-1 / 241 / 1
at Syracuse	-	16-26-0 / 280 / 2
at Indiana	-	-
Ohio State	-	-
Iowa	-	-
at Wisconsin	-	-
at Penn State	-	-
Michigan State	-	-
at Michigan	-	-
Rutgers	-	-

Punting

No-Avg / In20	#18 Renfro
James Madison	6-34.5 / 5
at South Florida	4-47.0 / 0
West Virginia	7-47.9 / 3
at Syracuse	7-44.7 / 3
at Indiana	-
Ohio State	-
Iowa	-
at Wisconsin	-
at Penn State	-
Michigan State	-
at Michigan	-
Rutgers	-

Field Goals

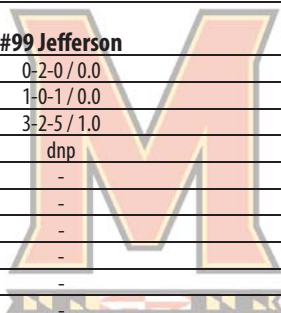
Made, Missed	#15 Craddock
James Madison	49g
at South Florida	23g
West Virginia	30g, 41g, 46g
at Syracuse	31g, 44g
at Indiana	-
Ohio State	-
Iowa	-
at Wisconsin	-
at Penn State	-
Michigan State	--
at Michigan	-
Rutgers	-

2014 MARYLAND DEFENSIVE GAME-BY-GAME

UT-AT-TT / Sacks	#4 Likely	#7 Ngakoue	#14 J.Johnson	#20 Nixon	#21 Davis	#23 J.Carter	#27 Hill	#35 Twine
James Madison	4-0-4 / 1.0	2-3-5 / 0.0	1-0-1 / 0.0	0-2-0 / 0.0	8-2-10 / 0.0	3-0-3 / 0.0	2-0-2 / 0.0	3-4-7 / 0.0
at South Florida	5-1-6 / 0.0	3-0-3 / 1.0	1-0-1 / 0.0	1-1-2 / 0.0	3-3-6 / 0.0	0-0-0 / 0.0	2-0-2 / 0.0	4-0-4 / 0.0
West Virginia	7-1-8 / 0.0	4-0-4 / 0.0	3-1-4 / 0.0	3-5-8 / 0.0	8-5-13 / 0.0	5-1-6 / 0.0	2-3-5 / 0.0	8-1-9 / 0.0
at Syracuse	9-0-9 / 0.0	2-1-3 / 0.0	3-0-3 / 0.0	2-1-3 / 0.0	8-1-9 / 0.0	3-1-4 / 0.0	2-2-4 / 0.0	4-0-4 / 0.0
at Indiana	-	-	-	-	-	-	-	-
Ohio State	-	-	-	-	-	-	-	-
Iowa	-	-	-	-	-	-	-	-
at Wisconsin	-	-	-	-	-	-	-	-
at Penn State	-	-	-	-	-	-	-	-
Michigan State	-	-	-	-	-	-	-	-
at Michigan	-	-	-	-	-	-	-	-
Rutgers	-	-	-	-	-	-	-	-

UT-AT-TT / Sacks	#39 C.Walker	#40 Robinson	#41 Aniebonam	#43 Brooks	#47 Farrand	#53 Goree	#77 Myers	#90 Braglio
James Madison	3-1-4 / 0.0	3-3-6 / 0.0	0-1-1 / 0.0	0-2-2 / 0.0	0-1-1 / 0.0	7-7-14 / 0.0	2-3-5 / 0.5	0-1-1 / 0.5
at South Florida	dnp	1-2-3 / 0.0	0-2-0 / 0.0	0-0-0 / 0.0	4-1-5 / 0.0	4-2-6 / 0.0	2-1-3 / 0.0	0-1-0 / 0.0
West Virginia	2-0-2 / 0.0	0-1-1 / 0.0	1-1-2 / 0.0	1-0-1 / 0.0	7-2-9 / 0.0	dnp	3-1-4 / 0.0	1-1-2 / 0.0
at Syracuse	dnp	dnp	0-0-0 / 0.0	4-0-4 / 0.0	0-1-0 / 0.0	7-2-9 / 0.0	0-1-1 / 0.0	1-0-1 / 0.0
at Indiana	-	-	-	-	-	-	-	-
Ohio State	-	-	-	-	-	-	-	-
Iowa	-	-	-	-	-	-	-	-
at Wisconsin	-	-	-	-	-	-	-	-
at Penn State	-	-	-	-	-	-	-	-
Michigan State	-	-	-	-	-	-	-	-
at Michigan	-	-	-	-	-	-	-	-
Rutgers	-	-	-	-	-	-	-	-

UT-AT-TT / Sacks	#91 Bowers	#93 Monroe	#97 Kilgo	#99 Jefferson
James Madison	2-1-3 / 0.0	0-5-5 / 0.0	2-3-5 / 0.0	0-2-0 / 0.0
at South Florida	2-0-2 / 0.0	5-3-8 / 1.0	1-0-1 / 0.0	1-0-1 / 0.0
West Virginia	4-2-6 / 0.0	4-5-9 / 1.0	3-1-4 / 1.0	3-2-5 / 1.0
at Syracuse	3-0-3 / 0.0	3-0-3 / 1.0	2-1-3 / 0.0	dnp
at Indiana	-	-	-	-
Ohio State	-	-	-	-
Iowa	-	-	-	-
at Wisconsin	-	-	-	-
at Penn State	-	-	-	-
Michigan State	-	-	-	-
at Michigan	-	-	-	-
Rutgers	-	-	-	-



2014 SEASON SUPERLATIVES

INDIVIDUAL MARYLAND GAME HIGHS

Rushes	18	C.J. Brown vs West Virginia (Sep 13, 2014)
Yards Rushing	161	C.J. Brown vs West Virginia (Sep 13, 2014)
TD Rushes	3	C.J. Brown vs James Madison (Aug 30, 2014)
Long Rush	75	C.J. Brown vs West Virginia (Sep 13, 2014)
Pass attempts	35	C.J. Brown vs West Virginia (Sep 13, 2014)
Pass completions	19	C.J. Brown vs West Virginia (Sep 13, 2014)
Yards Passing	280	C.J. Brown vs Syracuse (Sep 20, 2014)
TD Passes	2	C.J. Brown vs South Florida (Sep 6, 2014) C.J. Brown at Syracuse (Sep 20, 2014)
Long Pass	90	C.J. Brown at Syracuse (Sep 20, 2014)
Receptions	7	Stefon Diggs vs South Florida (Sep 6, 2014)
Yards Receiving	127	Stefon Diggs vs West Virginia (Sep 13, 2014)
TD Receptions	2	Marcus Leak vs South Florida (Sep 6, 2014)
Long Reception	90	Brandon Ross at Syracuse (Sep 20, 2014)
Field Goals	3	Brad Craddock vs West Virginia (Sep 13, 2014)
Long Field Goal	49	Brad Craddock vs James Madison (Aug 30, 2014)
Punts	7	Nathan Renfro vs West Virginia (Sep 13, 2014)
Punting Avg	47.9	Nathan Renfro vs West Virginia (Sep 13, 2014)
Long Punt	64	Nathan Renfro vs West Virginia (Sep 13, 2014)
Punts inside 20	5	Nathan Renfro vs James Madison (Aug 30, 2014)
Long Punt Return	46	William Likely vs South Florida (Sep 6, 2014)
Long Kickoff Return	59	Stefon Diggs vs James Madison (Aug 30, 2014)
Tackles	14	L.A. Goree vs James Madison (Aug 30, 2014)
Sacks	1.0	William Likely vs James Madison (Aug 30, 2014)
Tackles For Loss	3.0	Yannick Ngakoue vs West Virginia (Sep 13, 2014)
Interceptions	1	Jeremiah Johnson vs James Madison (Aug 30, 2014) Anthony Nixon vs James Madison (Aug 30, 2014) Will Likely vs Syracuse (Sep 20, 2014)

MARYLAND TEAM HIGHS

Rushes	50	vs James Madison (Aug 30, 2014)
Yards Rushing	285	vs James Madison (Aug 30, 2014)
Yards Per Rush	6.0	vs West Virginia (Sep 13, 2014)
TD Rushes	5	vs James Madison (Aug 30, 2014)
Pass attempts	38	vs James Madison (Aug 30, 2014)
Pass completions	21	vs West Virginia (Sep 13, 2014)
Yards Passing	280	at Syracuse (Sep 20, 2014)
Yards Per Pass	17.5	at Syracuse (Sep 20, 2014)
TD Passes	2	vs James Madison (Aug 30, 2014)
Total Plays	85	vs James Madison (Aug 30, 2014)
Total Offense	471	vs James Madison (Aug 30, 2014)
Yards Per Play	6.9	vs West Virginia (Sep 13, 2014)
Points	52	vs James Madison (Aug 30, 2014)
Sacks By	3	vs West Virginia (Sep 13, 2014)
First Downs	30	vs James Madison (Aug 30, 2014)
Penalties	8	at Syracuse (Sep 20, 2014)
Penalty Yards	75	at Syracuse (Sep 20, 2014)
Turnovers	6	vs South Florida (Sep 6, 2014)
Interceptions By	2	vs James Madison (Aug 30, 2014)
Punts	7	vs West Virginia (Sep 13, 2014)
Punting Avg	47.9	vs West Virginia (Sep 13, 2014)
Long Punt	64	vs West Virginia (Sep 13, 2014)
Punts inside 20	5	vs James Madison (Aug 30, 2014)
Long Punt Return	69	vs West Virginia (Sep 13, 2014)

INDIVIDUAL OPPONENT GAME HIGHS

Rushes	27	Rushel Shell, vs West Virginia (Sep 13, 2014)
Yards Rushing	98	Terrel Hunt, at Syracuse (Sep 20, 2014)
TD Rushes	2	Terrel Hunt, at Syracuse (Sep 20, 2014)
Long Rush	39	Prince-Tyson Gulley, at Syracuse (Sep 20, 2014)
Pass attempts	49	Clint Trickett, vs West Virginia (Sep 13, 2014)
Pass completions	37	Clint Trickett, vs West Virginia (Sep 13, 2014)
Yards Passing	511	Clint Trickett, vs West Virginia (Sep 13, 2014)
TD Passes	4	Clint Trickett, vs West Virginia (Sep 20, 2014)
Long Pass	51	Terrel Hunt, at Syracuse (Sep 20, 2014)
Receptions	13	Kevin White, vs West Virginia (Sep 13, 2014)
Yards Receiving	216	Kevin White, vs West Virginia (Sep 13, 2014)
TD Receptions	2	Mario Alford, vs West Virginia (Sep 13, 2014)
Long Reception	51	Jerrold West, at Syracuse (Sep 20, 2014)
Field Goals	1	Marvin Kloss, vs South Florida (Sep 6, 2014)
Long Field Goal	47	Josh Lambert, vs West Virginia (Sep 13, 2014)
Punts	10	Gunnar Kane, vs James Madison (Aug 30, 2014)
Punting Avg	42.0	Riley Dixon, at Syracuse (Sep 20, 2014)
Long Punt	56	Riley Dixon, at Syracuse (Sep 20, 2014)
Punts inside 20	2	Riley Dixon, at Syracuse (Sep 20, 2014) Matti Ciabatti vs South Florida (Sep 6, 2014)
Long Punt Return	22	Hassan Childs, vs South Florida (Sep 6, 2014) Brisley Estime, at Syracuse (Sep 20, 2014)
Long Kickoff Return	26	Ervin Phillips, at Syracuse (Sep 20, 2014)
Tackles	12	Nick Kwiatkoski, vs West Virginia (Sep 13, 2014)
Sacks	1.5	Brandon Golson, vs West Virginia (Sep 13, 2014)
Tackles For Loss	2.5	Nick Kwiatkoski, vs West Virginia (Sep 13, 2014)
Interceptions	1	Daryl Worley, vs West Virginia (Sep 13, 2014)

OPPONENT TEAM HIGHS

Rushes	59	vs West Virginia (Sep 13, 2014)
Yards Rushing	370	at Syracuse (Sep 20, 2014)
Yards Per Rush	7.3	at Syracuse (Sep 20, 2014)
TD Rushes	2	at Syracuse (Sep 20, 2014)
Pass attempts	49	vs West Virginia (Sep 13, 2014)
Pass completions	37	vs West Virginia (Sep 13, 2014)
Yards Passing	511	vs West Virginia (Sep 13, 2014)
Yards Per Pass	13.8	vs West Virginia (Sep 13, 2014)
TD Passes	4	vs West Virginia (Sep 13, 2014)
Total Plays	108	vs West Virginia (Sep 13, 2014)
Total Offense	694	vs West Virginia (Sep 13, 2014)
Yards Per Play	7.5	at Syracuse (Sep 20, 2014)
Points	40	vs West Virginia (Sep 13, 2014)
Sacks By	3	vs South Florida (Sep 6, 2014)
First Downs	33	vs West Virginia (Sep 13, 2014)
Penalties	9	vs James Madison (Aug 30, 2014)
Penalty Yards	102	vs James Madison (Aug 30, 2014)
Turnovers	4	vs West Virginia (Sep 13, 2014)
Interceptions By	2	vs South Florida (Sep 6, 2014)
Punts	10	vs James Madison (Aug 30, 2014)
Punting Avg	44.6	vs James Madison (Aug 30, 2014)
Long Punt	56	at Syracuse (Sep 20, 2014)
Punts inside 20	2	vs South Florida (Sep 6, 2014)
Long Punt Return	22	vs South Florida (Sep 6, 2014) at Syracuse (Sep 20, 2014)

2014 GAME RECAPS

	Game 1
Maryland	52
James Madison	7
Aug. 30, 2014	

	Game 2
USF	17
Maryland	24
Sept. 6, 2014	

	Game 3
Maryland	37
West Virginia	40
Sept. 13, 2014	

COLLEGE PARK, Md. - C.J. Brown accounted for 172 total yards and four touchdowns to lead the University of Maryland football team to a 52-7 rout of James Madison in the Terps' 2014 season opener.

Brown scored on runs of 11, eight and two yards in the first half to help the Terps build a 24-0 lead going into halftime.

Brandon Ross opened the scoring in the third quarter with an impressive 8-yard run before Brown capped his day with a 41-yard touchdown strike to Deon Long.

Kenneth Goins Jr. and Albert Reid capped the Terrapins' scoring efforts with touchdown runs of two and 12 yards, respectively.

Ross led the Terps with 86 rushing yards on 16 carries, while Wes Brown had 81 yards on 13 carries.

Stefon Diggs was Maryland's leading receiver with five catches for 53 yards and thrilled the 45,080 at Capital One Field at Byrd Stadium with a 59-yard kickoff return. Diggs led all players with 112 all-purpose yards.

James Madison's lone score came early in the third quarter when the Dukes turned a Maryland turnover into a short field. That 27-yard drive was finished off by a 1-yard plunge by John Miller.

The Terrapin defense was led by L.A. Goree, who totaled 14 tackles, including seven solo efforts. Sean Davis also turned in a double-digit tackle day with 10, including eight solos.

Anthony Nixon and Jeremiah Johnson had interceptions for the Terps, with Johnson's coming in the end zone as the first half clock came to a close.

William Likely also had a big day for Maryland with four solo tackles, including a sack for 15 yards, a pass break-up and one punt return for 35 yards.

Brad Craddock connected on his only field goal attempt of the day, a 49-yarder in the first quarter. He also converted all seven extra-point attempts and had seven of his nine kickoffs result in touchbacks.

The Dukes were led by quarterback Vad Lee, who had 141 passing yards and 27 rushing yards. Khalid Abdullah finished the game with 67 yards on 20 carries for JMU.

Maryland returns to action on Saturday, Sept. 6 when the Terps hit the road for the first time in 2014 at South Florida. Kickoff for the Terrapins and Bulls is set for 3:30 p.m. at Raymond James Stadium. The game will be televised on the CBS Sports Network.

	1ST	2ND	3RD	4TH	-	FINAL
JAMES MADISON (0-1)	0	0	0	7	-	7
MARYLAND (1-0)	17	7	21	7	-	52

First Quarter
MD - C.J. Brown 11 run (Craddock kick), 11:43
MD - C.J. Brown 8 run (Craddock kick), 8:48
MD - FG Brad Craddock 49, 1:57

Second Quarter
MD - C.J. Brown 2 run (Craddock kick), 6:46

Third Quarter
MD - Brandon Ross 8 run (Craddock kick), 12:20
MD - Deon Long 41 pass fr. C.J. Brown (Craddock kick), 7:55
MD - Kenneth Goins 2 pass fr. Caleb Rowe (Craddock kick), 0:10

Fourth Quarter
JMU - John Miller 1 run (Arnone, C. kick), 10:56
MD - Albert Reid 12 run (Craddock kick), 4:01

	MD	JMU
First Downs	30	16
Rushes-Yards	50-285	44-161
Comp-Att-Int	18-35-1	16-37-2
Passing Yards	141	141
Return Yards	110	48
Punts-Average	6-34.3	10-33.5
Fumbles-Lost	0-0	0-0
Penalties-Yards	5-35	9-102
Sacks By-Yards Lost	2-21	0-0
Time of Possession	33:50	26:10

INDIVIDUAL STATISTICS

RUSHING - Maryland: Brandon Ross 16-86-1, Wes Brown 13-81, C.J. Brown 7-61-3, Kenneth Goins 3-31, Albert Reid 5-23-1, Caleb Rowe 5-5, Team 1-minus 2; JMU: Khalid Abdullah 20-67, Alden Hill 8-36, John Miller 6-29-1, Vad Lee 8-27, Sean Tapley 1-1, Jauan Latney 1-1.

PASSING - Maryland: C.J. Brown 11-24-0-11-1, Caleb Rowe 7-11-1-75-1; JMU: Vad Lee 16-37-2-141-0.

RECEIVING - Maryland: Stefon Diggs 5-53, Deon Long 2-48-1, Wes Brown 2-27, Marcus Leak 2-17, Albert Reid 2-17, Brandon Ross 1-15, Malcolm Culmer 1-5, Jacquille Veii 1-4, Kenneth Goins 2-0-1; JMU: Sean Tapley 3-62, Brandon Ravenel 4-31, Andre Coble 3-16, Deane Cheatham 2-12, Khalid Abdullah 2-8, Alden Hill 1-7, Daniel Brown 1-5.

MISSSED FIELD GOALS - None.

TACKLES - Maryland: L.A. Goree 7-7-14, Sean Davis 8-2-10, Alex Twine 3-4-7, Matt Robinson 3-3-6, Spencer Myers 2-3-5, Yannick Ngakou 2-3-5, Darius Kilgo 2-3-5, Andre Monroe 0-5-5; JMU: Aaron Peak 9-0-9, Kyre Hawkins 8-1-9, Dean Marlowe 7-2-9, Sage Harold 5-1-6, Taylor Reynolds 4-2-6.

ATT -45,080.

TAMPA, Fla. - C.J. Brown threw for two touchdowns and Avery Thompson recovered a blocked punt in the end zone for a fourth-quarter TD that helped Maryland beat South Florida 24-17 on Saturday.

Marcus Leak scored on receptions of 10 and 44 yards for the Terrapins (2-0), who overcame six turnovers, including a pair of interceptions that stopped promising drives.

Thompson's TD put Maryland ahead for good with 12:25 remaining. Brad Craddock's 23-yard field goal made 24-17, and cornerback Alvin Hill's late interception helped the Terrapins put it away.

USF (1-1) lost quarterback Mike White with an arm injury on the first play of the game. Backup Steven Bench scored on a 17-yard run and linebacker Auggie Sanchez scored on a 21-yard fumble return for the Bulls, who led 17-14 at halftime.

Maryland's defense limited Marlon Mack, who began the day as the nation's leading rusher, to 73 yards on 22 carries.

Mack ran for 275 yards and four TDs, helping USF overcome an early 11-point deficit to beat Western Carolina in the Bulls opener. The true freshman who scored on runs of 62, 60 and 56 yards in the opener found the going much tougher against a defensive front primed to slow down the 6-foot, 195-pound blend of power and speed.

The USF running back had a couple of nice runs for 15 and 19 yards, but averaged just 3.3 yards per carry after gaining nearly 12 per attempt in his debut last week.

Brown threw for 111 yards, no touchdowns and one interception in Maryland's season-opening rout of James Madison. He was much more effective Saturday, completing 17 of 28 passes for 201 yards. He also was intercepted on the Terps' opening series, the first of four first-half turnovers that threatened his team's chances of winning, and threw a third-quarter pick that stopped a drive deep in USF territory.

USF lost White when he was hit after throwing 12 yards to Sean Price on the first play of the game. Bench started two games and appeared in seven overall a year ago, but didn't play nearly as well as he did Saturday in guiding the Bulls to his touchdown and a 35-yard field goal that put the Bulls up 17-14.

Bench finished 14 of 36 for 162 yards. He was sacked twice and threw the late interception that helped Maryland stay in control in the closing minutes.

Stefon Diggs had seven receptions for 50 yards for the Terrapins. Leak had three receptions for a team-leading 72 yards.

	1ST	2ND	3RD	4TH	-	FINAL
MARYLAND (2-0)	14	0	0	10	-	24
USF (1-1)	7	10	0	0	-	17

First Quarter
MD - Marcus Leak 10 pass fr. C.J. Brown (Craddock kick), 7:02
USF - Auggie Sanchez 21 fumble recovery (Kloss kick), 4:04
MD - Marcus Leak 44 pass fr. C.J. Brown (Craddock kick), 2:38

Second Quarter
USF - Steven Bench 15 run (Kloss kick), 11:27
USF - FG Marvin Kloss 35, 0:00

Fourth Quarter
MD - Avery Thompson 0 blocked punt return (Craddock kick), 12:25
MD - FG Brad Craddock 23, 5:16

	MD	USF
First Downs	17	16
Rushes-Yards	40-116	37-83
Comp-Att-Int	17-28-2	15-37-1
Passing Yards	201	174
Return Yards	163	124
Punts-Average	4-47.0	8-39.0
Fumbles-Lost	7-4	0-0
Penalties-Yards	4-35	6-39
Sacks By-Yards Lost	2-13	3-22
Time of Possession	27:07	32:53

INDIVIDUAL STATISTICS

RUSHING - Maryland: Wes Brown 13-61, Albert Reid 8-34, Brandon Ross 6-25, Kenneth Goins 1-4, C.J. Brown 10-minus 3, TEAM 2-minus 5; USF: Marlon Mack 22-73, Rodney Adams 1-11, Steven Bench 5-9, D'Erne Johnson 3-4, Darius Tice 5-3, TEAM 1-minus 17.

PASSING - Maryland: C.J. Brown 17-28-2-201-2; USF: Steven Bench 14-36-1-162, Mike White 1-1-0-12.

RECEIVING - Maryland: Marcus Leak 3-72-2, Stefon Diggs 7-50, Deon Long 4-42, Kenneth Goins 1-17, Albert Reid 1-12, Brandon Ross 1-8; USF: Mike McFarland 4-55, Rodney Adams 3-49, Deonte Welch 4-43, Sean Price 2-17, Marlon Mack 1-7, Darius Tice 1-3.

MISSSED FIELD GOALS - USF: Marvin Kloss 54.

TACKLES - Maryland: Andre Monroe 5-3-8, William Likely 5-1-6, L.A. Goree 4-2-6, Sean Davis 3-3-6, Cole Farrand 4-1-5; USF: Nigel Harris 8-1-9, Jamie Byrd 6-0-6, Nate Godwin 5-0-5, Todd Chandler 2-3-5, Eric Lee 2-3-5.

ATT - 28,915. WEATHER - 86 DEGREES, CLOUDY.

COLLEGE PARK, Md. - Senior quarterback C.J. Brown passed for 241 yards with a touchdown and rushed for 161 more, including a 75-yard TD run, but that wasn't enough for the University of Maryland football team to overcome West Virginia, which kicked a 47-yard field goal as time expired, in a 40-37 shootout.

Mountaineer quarterback Clint Trickett passed for 511 yards and four touchdowns, and West Virginia gave away a 22-point lead before Josh Lambert kicked a 47-yard field goal as time expired to give the Mountaineers a 40-37 victory over Maryland on Saturday.

West Virginia (2-1) let a 28-6 lead dwindle to 28-27 in the third quarter, then gave away a 10-point advantage in the fourth quarter before Trickett directed a 65-yard drive to set up Lambert's game-winning kick.

Trailing 37-27 heading into the fourth quarter, Maryland closed the gap on a 30-yard field goal by Brad Craddock and a 69-yard punt return for a score by Will Likely.

West Virginia was driving late in the fourth quarter and were setup for a 43-yard field goal attempt with 4:16 left to play, but nose tackle Darius Kilgo blocked the attempt to keep the game tied at 37-37.

Maryland went three-and-out on the ensuing drive, but Nate Renfro pinned the Mountaineers back to their own five-yard line with just 2:35 left to play.

From there WVU went on a 13-play, 65-yard drive that ended with Lambert's deciding field goal.

Trickett went 37-for-49, and his passing yardage was the second-most in West Virginia history behind a 656-yard performance by Geno Smith in 2012. The Mountaineers finished with a whopping 694 yards in offense compared to 447 for Maryland (2-1).

West Virginia's Kevin White had 13 catches for 216 yards and Mario Alford caught 11 passes for 131 yards and two scores.

Stefon Diggs led the Terrapins with 170 all-purpose yards on five catches for 127 yards and two kickoff returns for 43 yards.

Sean Davis led the defensive effort for the Terps with 13 total tackles, while Alex Twine, Cole Farrand and Andre Monroe each had nine.

Craddock was 3-for-3 on field goal attempts from 46, 41 and 30 yards, respectively.

Maryland wraps up its non-conference schedule on Saturday, Sept. 20 when it plays at Syracuse. That game is set for a 12:30 p.m. start and will be broadcast on the ACC Network.

	1ST	2ND	3RD	4TH	-	FINAL
WEST VIRGINIA (2-1)	14	14	9	3	-	40
MARYLAND (2-1)	0	20	7	10	-	37

First Quarter
WVU - Rushel Shell 1 run (Lambert kick), 3:27
WVU - Mario Alford 43 pass from Clint Trickett (Lambert kick), 1:55

Second Quarter
MD - FG Brad Craddock 46, 2:39
WVU - Kevin White 44 pass from Clint Trickett (Lambert kick), 0:36
MD - FG Brad Craddock 41, 3:15
WVU - Mario Alford 36 pass from Clint Trickett (Lambert kick), 2:16
MD - Stefon Diggs 77 pass from C.J. Brown (Craddock kick), 0:11
MD - Jacquille Veii 26 pass from Caleb Rowe (Craddock kick), 0:44

Third Quarter
MD - C.J. Brown 75 run (Craddock kick), 0:14
WVU - Team safety
WVU - Daikiel Shorts 11 pass from Clint Trickett (Lambert kick), 2:31

Fourth Quarter
MD - FG Brad Craddock 30, 1:45
MD - William Likely 69 punt return (Craddock kick)
WVU - FG Josh Lambert 47, 2:35

	MD	WVU
First Downs	16	33
Rushes-Yards	27-163	59-183
Comp-Att-Int	21-38-1	37-49-1
Passing Yards	284	511
Return Yards	132	114
Punts-Average	8-335	3-125
Fumbles-Lost	0-0	3-3
Penalties-Yards	7-71	4-40
Sacks By-Yards Lost	3-18	2-10
Time of Possession	25:14	34:46

INDIVIDUAL STATISTICS

RUSHING - Maryland: C.J. Brown 18-161-1, Albert Reid 3-4, Jacquille Veii 1-3, Brandon Ross 4-0, Kenneth Goins 1(-5); WVU: Rushel Shell 27-98-1, Wendall Smallwood 10-28, Dreamius Smith 7-24, Andrew Buie 6-23, Dustin Garrison 2-12, Elijah Wellman 1-2, Clint Trickett 6(-4).

PASSING - Maryland: C.J. Brown 19-35-1-241-1, Caleb Rowe 2-3-0-43-1; WVU - Clint Trickett 37-49-1-511-4.

RECEIVING - Maryland: Stefon Diggs 5-127-1, Brandon Ross 5-50, Deon Long 4-39, Jacquille Veii 1-26-1, Albert Reid 3-22, Marcus Leak 2-20, Andrew Isaacs 1-0; WVU: Kevin White 13-216-1, Mario Alford 11-131-2, Wendall Smallwood 4-72, Daikiel Shorts 4-62-1, Dustin Garrison, 1-13, Cody Clay 1-10, Rushel Shell 3-7.

MISSSED FIELD GOALS - WVU: Josh Lambert 43, Blocked.

TACKLES - Maryland: Sean Davis 8-5-13, Alex Twine 8-1-9, Cole Farrand 7-2-9, Andre Monroe 4-5-9, William Likely 7-1-8, Anthony Nixon 3-5-8; WVU: Nick Kwiatkoski 10-2-12, Brandon Golson 4-2-6, Terrell Chestnut 3-3-6, Isaiah Bruce 5-0-5, Daryl Worley 4-0-4, Karl Joseph 3-1-4.

ATT - 48,154

The Associated Press contributed to all game recaps

	Game 4
Syracuse	20
Maryland	34
Sept. 20, 2014	

SYRACUSE, N.Y. - C.J. Brown threw for 280 yards and two touchdowns, cornerback William Likely returned an interception 88 yards for another score, and Maryland beat mistake-prone Syracuse 34-20 on Saturday.

Likely, who forced a fumble, had an interception, and returned a punt for a touchdown against West Virginia last week, intercepted a Terrel Hunt pass at the Maryland 12 and raced down the right sideline for a score with 3:37 to go in the first half, giving Maryland a commanding 31-13 lead.

Maryland (3-1), which entered the game averaging 37.7 points per game, the highest in school history, almost scored its average in the first half en route to its 18-point lead at intermission.

After the Orange (2-1) took a 3-0 lead on a 35-yard field goal by Ryan Norton, Maryland went to work.

Brown, who was 16 of 26, connected with wide receiver Marcus Leak in the right corner for a 25-yard touchdown, culminating a five-play, 59-yard drive that took just 1:58.

On the Terps' next possession, Brown hit running back Brandon Ross on a short pass in the flat and Ross did the rest, running down the left sideline for a 90-yard score and 14-3 lead with 6:38 to go in the first quarter. The drive took all of 47 seconds.

Syracuse narrowed the score to 14-13 on a 49-yard field goal by freshman Cole Murphy on his first career attempt and an 8-yard run by Hunt on the first play of the second quarter. It was Hunt's fourth rushing touchdown in his last two games.

Hunt, who added another rushing touchdown with 48 seconds left in the game, gained 156 yards on the ground, becoming the first Syracuse quarterback to run for 100 yards since Donovan McNabb ran for 100 against Miami in 1997. Hunt was 14 of 28 for 219 yards passing.

Syracuse, which defeated Maryland 20-3 in College Park last season, was hurt by a lack of discipline, getting hit with eight penalties for 89 yards. A holding penalty negated a 13-yard touchdown run by Hunt with 1:53 remaining in the first half.

A 31-yard field goal by Brad Craddock extended Maryland's lead to 17-13 and then the Terps' special teams took over. Anthony Nixon blocked Riley Dixon's punt and Maryland capitalized, scoring in just four plays on Jacquille Veii's 4-yard run to make it 24-13.

Syracuse's special teams faltered, too. Norton missed a 25-yard field goal from the left hash mark at the end of the first half, prompting a chorus of boos from the hometown fans.

Stefon Diggs, who missed last year's game against Syracuse, led Maryland with six receptions for 56 yards. Leak had four receptions for 93 yards and a touchdown.



	1ST	2ND	3RD	4TH	-	FINAL
MARYLAND (3-1)	14	17	0	3	-	34
SYRACUSE (2-1)	6	7	0	7	-	20

First Quarter
 SU - FG Ryan Norton 35, 11:37
 MD - Marcus Leak 25 pass fr C.J. Brown (Craddock kick), 9:39
 MD - Brandon Ross 90 pass fr C.J. Brown (Craddock kick), 6:35
 SU - FG Cole Murphy 49, 3:48

Second Quarter
 SU - Terrel Hunt 8 run (Norton kick), 14:56
 MD - FG Brad Craddock 31, 12:38
 MD - Jacquille Veii 4 run (Craddock kick), 6:13
 MD - William Likely 88 interception return (Craddock kick), 3:37

Fourth Quarter
 MD - FG Brad Craddock 44, 4:17
 SU - Terrel Hunt 1 run (Murphy kick), 0:48

	MD	SU
First Downs	17	26
Rushes-Yards	32-89	51-370
Comp-Att-Int	16-26-0	14-28-1
Passing Yards	280	219
Return Yards	159	164
Punts-Average	7-44.7	5-42.0
Fumbles-Lost	0-0	0-0
Penalties-Yards	8-75	8-69
Sacks By-Yards Lost	1-7	3-16
Time of Possession	27:46	32:14

INDIVIDUAL STATISTICS
RUSHING - Maryland: Jacquille Veii 8-42-1, C.J. Brown 14-25, Stefon Diggs 1-12, Brandon Ross 3-6, Wes Brown 2-6, Kenneth Goins 2-2, TEAM 2-(-4); SU: Terrel Hunt 23-156-2, Prince Tyson-Gulley 14-138, Adonis Ameen-Moore 3-10, Devante McFarlane 1-4, Ervin Phillips 1-(-6).
PASSING - Maryland: C.J. Brown 16-26-0-280-2; SU: Terrel Hunt 14-28-1-219-0.
RECEIVING - Maryland: Brandon Ross 2-97-1, Marcus Leak 4-93-1, Stefon Diggs 6-56, Deon Long 1-13, P.J. Gallo 1-11, Wes Brown 1-7, Andrew Isaacs 1-3; SU: Jarrod West 3-74, Brisly Estime 2-45, Ben Lewis 3-38, Ashton Broylid 2-26, Prince Tyson-Gulley 2-25, Steve Ishmael 1-7, Jamal Curtis 1-4.
MISSED FIELD GOALS - SU: Ryan Norton 25
TACKLES - Maryland: William Likely 9-0-9, Sean Davis 8-1-9, L.A. Goree 7-2-9, Jalen Brooks 4-0-4, Alex Twine 4-0-4, Jermaine Carter 3-1-4, Alvin Hill 2-2-4; SU: Cameron Lynch 6-1-7, Darius Kelly 6-0-6, Julian Whigham 4-1-5, Ritchy Desir 3-2-5, Micah Robinson 2-2-4.
ATT -40,511